



# VISHWA BHARTI PUBLIC SCHOOL, NOIDA

## CLASS IV – ANNUAL SYLLABUS

SESSION 2026-27

### ENGLISH

#### PRESCRIBED TEXTBOOK:

BOOKS - ENGLISH ALIVE COURSEBOOK (COLLINS)

ENGLISH GRAMMAR AND COMPOSITION (COLLINS)

Month	No. of working Days	Topic/ Lesson	Sub-topic	Activities	Learning outcomes
APRIL	18	<p><b>LITERATURE</b></p> <p>CH-1</p> <p>The Samurai Warrior and the Tea Master</p> <p>(Picture story)</p> <p><a href="https://www.storynory.com/the-samurai-and-the-tea-master/">https://www.storynory.com/the-samurai-and-the-tea-master/</a></p>	<ul style="list-style-type: none"> <li>• <b>Meaning of true bravery</b></li> <li>• <b>Confidence and presence of mind</b></li> <li>• <b>Character comparison</b></li> </ul>	<p><b>WRITING:</b> Write the recipe of fruity iced tea</p> <p><b>SUBJECT ENRICHMENT ACTIVITY:</b> Friendship Tree: each leaf showing a friendship quality</p> <p><b>SPEAKING:</b> Role play between the Samurai and the Tea Master (confidence-building activity)</p>	<p><b>Students will be able to:</b></p> <ul style="list-style-type: none"> <li>● Converse fluently</li> <li>● Comprehend the meaning of the story</li> <li>● Comprehend the text read in the class and do book exercises and question/answers</li> <li>● Infer the meaning of unfamiliar words</li> <li>● Discuss meanings of words and develop vocabulary</li> </ul>

		<p><b>GRAMMAR:</b>  <a href="https://youtube.com/watch?v=opjHnkG2U_o&amp;feature=shared">https://youtube.com/watch?v=opjHnkG2U_o&amp;feature=shared</a></p>	<p><b>The Sentence</b>  <b>Kinds of Sentences:</b>  <b>(Questions, Commands, statements, exclamatory, negative), Subject and Predicate, Punctuation and Interjection</b></p>	<p>Worksheet on kinds of sentence</p>	<p><b>Students will be able to:</b></p> <ul style="list-style-type: none"> <li>● identify and correctly use of different types of sentences</li> <li>● identify the subject and predicate in a sentence</li> <li>● identify and correctly use common punctuation marks</li> <li>● using interjections properly to express emotions in speaking and writing</li> </ul>
		<p><b>VOCABULARY:</b></p> <p><b>READING COMPREHENSION:</b></p>	<p><b>Antonyms and Prefixes</b></p> <p><b>Unseen Passage- Pg no. 108</b></p>	<p>Worksheet on antonyms and prefixes</p>	<p><b>Students will be able to:</b></p> <ul style="list-style-type: none"> <li>● Identify and use antonyms correctly to enhance vocabulary</li> <li>● Use prefixes correctly to expand vocabulary in speaking and writing</li> </ul>
<b>MAY</b>	<b>10</b>	<p><b>I'm Late for School-(Poem)</b></p> <p><a href="https://youtu.be/sicHQa7sjrw">https://youtu.be/sicHQa7sjrw</a></p>	<p><b>Imagination</b></p> <p><b>Excuses vs Responsibility</b></p> <p><b>Recitation skills</b></p>	<p><b>SPEAKING:</b></p> <p>Fun Excuse  Presentation-students say one funny excuse for being late and explain why it is not a good habit.</p>	<p><b>Students will be able to:</b></p> <ul style="list-style-type: none"> <li>● Appreciate rhythm and rhyme scheme</li> <li>● Identify poetic devices</li> <li>● Differentiate between real reasons</li> </ul>

		<p><b>CH-2</b></p> <p><b>Everything Is Possible</b></p>	<ul style="list-style-type: none"> <li>• <b>Determination</b></li> <li>• <b>Self-belief</b></li> <li>• <b>Positive attitude</b></li> </ul>	<p><b>SDG Activity (SDG 4- Quality Education)</b></p> <p>Write 3 ways regular attendance helps in learning better.</p> <p><b>WRITING:</b> Write a short paragraph about a goal you want to achieve and how you will achieve it. (using clues)</p> <p><a href="https://youtu.be/L1J9ZPVydrC">https://youtu.be/L1J9ZPVydrC</a></p> <p><b>STORY TIME (Group Activity)</b></p> <p>Students will work in groups to create a chain story based on the theme of determination from the lesson <b>Everything Is Possible</b>. Each student will add one or two sentences to continue the story</p>	<p>and excuses</p> <ul style="list-style-type: none"> <li>● Recite the poem with expression</li> </ul> <p><b>Students will be able to:</b></p> <ul style="list-style-type: none"> <li>• Explain the importance of perseverance</li> <li>• Relate the message to real life examples</li> <li>• Develop a growth mindset</li> </ul>
		<p><b>GRAMMAR:</b></p> <p><b>Noun-</b> <a href="https://youtu.be/aolmjyuViO8?feature=shared">https://youtu.be/aolmjyuViO8?feature=shared</a></p> <p><b>Articles-</b> <a href="https://youtu.be/4iKjfnvbjw?feature=shared">https://youtu.be/4iKjfnvbjw?feature=shared</a></p>	<p><b>Articles and Nouns (common noun, proper, abstract and collective nouns, countable and uncountable, gender possession)</b></p>	<p>Identify and recognize correctly use of articles</p> <p>Identify different types of nouns</p>	<p><b>Students will be able to:</b></p> <ul style="list-style-type: none"> <li>● Identify and correctly use the articles</li> <li>● Identify different types of nouns and use them correctly in sentences</li> </ul>
		<p><b>VOCABULARY:</b></p>	<p><b>Compound words Spelling: identifying the correct spellings</b></p>	<p>Worksheet on compound words Worksheet on identifying the correct spellings</p>	<ul style="list-style-type: none"> <li>● Identify, form and correctly use of compound words in sentences to enhance clarity and vocabulary development</li> </ul>

		<p><b>READING COMPREHENSION:</b></p>	<p>Unseen Passage: Pg no.111</p>		
JULY	23	<p>CH-3</p> <p>Brown Bear and Wilbur Wolf</p> <p><a href="https://youtu.be/vLLXUer0jy8">https://youtu.be/vLLXUer0jy8</a></p>	<ul style="list-style-type: none"> <li>· Friendship</li> <li>· Cooperation</li> <li>· Overcoming differences</li> </ul>	<p><b>WRITING:</b></p> <p>Write a short character sketch of either brown bear or Wilbur wolf</p>	<ul style="list-style-type: none"> <li>● Identify character traits</li> <li>● Explain how friendship builds trust</li> <li>● Enhance vocabulary related to animals and nature</li> <li>● Discuss meanings of words and develop vocabulary</li> </ul>
		<p>The Fox's Wedding</p> <p>(poem)</p> <p><a href="https://youtu.be/vMKZyhicKzE">https://youtu.be/vMKZyhicKzE</a></p>	<ul style="list-style-type: none"> <li>· Determination</li> <li>· Self-belief</li> <li>· Positive attitude</li> <li>· Nature imagery</li> <li>· Create a variety of artwork</li> <li>· Acquire a more compromise range of words</li> </ul>	<p><b>WRITING ACTIVITY:</b></p> <p><b>SUBJECT ENRICHMENT ACTIVITY:</b></p> <p>Write 5 lines describing a colourful celebration</p> <p><b>SPEAKING ACTIVITY:</b></p> <p>Describe a festival or celebration you enjoy</p> <p><b>SDG Activity (SDG-15 Life on Land)</b></p> <p>Write 3 reasons why animals and forests must be protected</p>	<p><b>Students will be able to:</b></p> <ul style="list-style-type: none"> <li>• Comprehend the meaning of the poem</li> <li>• Identify imagery in poetry</li> <li>• Appreciate rhythm and tone</li> <li>• Develop and enjoyment of the arts and exercise their creativity</li> </ul>
		<p><b>GRAMMAR:</b></p> <p>pronoun- <a href="https://youtu.be/OP9-">https://youtu.be/OP9-</a></p>	<p>Pronouns</p>	<p>Worksheet on Pronouns</p>	<p><b>Students will be able to:</b></p> <ul style="list-style-type: none"> <li>· Identify different types of pronouns and use them correctly to replace nouns and Usage of</li> </ul>

		<a href="https://www.youtube.com/watch?v=kOCSqY8?feature=shared">kOCSqY8?feature=shared</a>  <b>conjunction-</b> <a href="https://youtu.be/dGAEvyDdYQA?feature=shared">https://youtu.be/dGAEvyDdYQA?feature=shared</a>			pronouns correctly in sentences
		<b>VOCABULARY:</b>  <b>READING COMPREHENSION:</b>	<b>Collocations, Cardinal and ordinal numbers</b>  <b>Poem Comprehension:</b> <b>Pg no. 113</b>	Worksheet on collocations, Cardinal and ordinal numbers	<b>Students will be able to:</b>  Use common collocations to improve vocabulary and fluency in speaking and writing  Identify and use cardinal and ordinal numbers correctly in sentences
<b>AUGUST</b>	<b>19</b>	<b>CH-4</b>  <b>The Will</b>  <a href="https://youtu.be/Sr0Po-1XgCA">https://youtu.be/Sr0Po-1XgCA</a>  <b>How the Leaves came Down</b>  <b>(Poem)</b>  <b>GRAMMAR:</b>	<ul style="list-style-type: none"> <li>· Honesty</li> <li>· Family values</li> <li>· True wealth</li> </ul> Seasonal change  <ul style="list-style-type: none"> <li>· Nature appreciation</li> </ul> <b>PREPOSITIONS</b>	<b>SPEAKING:</b>  Express your opinion: “Is money more important than values”  <b>Activity-</b>  SDG Goal No.15-Life on Land- On an A4 sheet draw a big tree in the center, on each leaf write one action to protect nature.	<b>Students will be able to:</b>  <ul style="list-style-type: none"> <li>· Comprehend the meaning of a story</li> <li>· Discuss meanings of words and develop vocabulary</li> <li>· Interpret moral lessons</li> <li>· Develop inferential thinking skills</li> <li>· Explain the theme of autumn</li> <li>· Identify poetic devices</li> <li>· Comprehend meanings of words and develop vocabulary</li> </ul> Identify and use prepositions correctly in sentences



		<b>READING COMPREHENSION:</b>	<b>Unseen Passage: Pg no. 115</b>	Worksheet on Prepositions	
<b>SEPTEMBER</b>	20	<b>READING COMPREHENSION:</b>  REVISION FOR	<b>Unseen Passage: Pg no. 117</b>  HALF YEARLY	EXAMINATION	
<b>OCTOBER</b>	17	<b>CH- The Myriad Colours of Meghalaya</b>  <a href="https://youtu.be/mGSXsie7ag4?si=hXERVZcDlfqsMxHL">https://youtu.be/mGSXsie7ag4?si=hXERVZcDlfqsMxHL</a>	<ul style="list-style-type: none"> <li>· Environmental awareness</li> <li>· Cultural diversity</li> <li>· Appreciation of Nature</li> </ul>	<p><b>WRITING:</b></p> <p>Notice writing</p> <p><b>Group Activity:</b></p> <p>Students will work in groups to discuss a cleanliness drive organised in their neighbourhood and suggest ways to maintain cleanliness in their surroundings.</p> <p><b>SUBJECT ENRICHMENT ACTIVITY:</b></p> <p>Draw a big tree in the centre. Add falling and dry leaves. Colour neatly using yellow, orange, brown, and red. At the bottom write a few sentences about autumn season.</p> <p>Make a leaf family</p>	<p><b>Students will be able to:</b></p> <p>comprehend the meaning of story</p> <ul style="list-style-type: none"> <li>· Describe geographical beauty</li> <li>· Identify descriptive language</li> <li>· Develop environmental sensitivity</li> </ul>
		<b>GRAMMAR:</b>  <a href="https://youtu.be/hrbYisPssxl?feature=shared">https://youtu.be/hrbYisPssxl?feature=shared</a>	<b>Adjectives, Order of Adjectives and Degrees of Comparison</b>	Worksheet on Adjectives, Degrees of Comparison	<ul style="list-style-type: none"> <li>· Use of adjectives and correct degrees of comparison</li> </ul>


		<b>VOCABULARY:</b>	<b>Homographs and Suffixes</b>	Worksheet on homographs and suffixes	<b>Students will be able to:</b>  Identify and use homographs correctly in context  · Use suffixes correctly to expand vocabulary and improve sentence construction
		<b>Earnestness (Poem)</b>	<ul style="list-style-type: none"> <li>· <b>Sincerity</b></li> <li>· <b>Hard work</b></li> <li>· <b>Positive thinking</b></li> </ul>	<b>Speaking Activity:</b> Speak for 1 minute on “Hard Work Always Wins”  <b>Art Integration Activity:</b> Draw yourself achieving a goal and write 3 steps to success.	<ul style="list-style-type: none"> <li>· Comprehend the meaning of the poem</li> <li>· Identify central idea</li> <li>· Apply values in daily life</li> </ul>
		<b>READING COMPREHENSION:</b>	<b>Unseen Passage: pg no. 119</b>	<b>SDG Activity (SDG 8- Decent Work and Economics Growth):</b> Write 3 reasons why hard work helps a country grow	
<b>NOVEMBER</b>	17	<b>Liza and the Lost Letter</b>	<ul style="list-style-type: none"> <li>· Responsibility</li> <li>· Problem solving</li> <li>· Communication</li> </ul>	<b>SPEAKING:</b>  Speak 4-5 lines on the importance of hard work  <b>SUBJECT ENRICHMENT ACTIVITY:</b>  Write 4–5 sentences about your favourite	<b>Students will be able to:</b>  Comprehend narrated stories  · Develop oral language skills



				<p>scene from the play.</p> <p><b>WRITING:</b></p> <p>Informal letter writing</p>	<ul style="list-style-type: none"> <li>· Develop the ability to read with comprehension</li> <li>· Infer the meaning of unfamiliar words</li> <li>· Identify sentences written in simple present tense</li> <li>· Identify sentences written in present continuous tense</li> </ul>
		<p><b>GRAMMAR:</b></p> <p>verbs-</p> <p><a href="https://youtu.be/rMmrdSkX2Y4?si=58R3YNIQw0uflMVa">https://youtu.be/rMmrdSkX2Y4?si=58R3YNIQw0uflMVa</a></p> <p><a href="https://youtu.be/GJro4OyHD90?feature=shared">https://youtu.be/GJro4OyHD90?feature=shared</a></p>	<p><b>Verbs, Simple Present Tense and Present Continuous Tense</b></p>	<p>Worksheet on Verbs, Simple Present Tense and Present Continuous Tense</p>	<p><b>Students will be able to:</b></p> <ul style="list-style-type: none"> <li>● Identify different types of verbs and use them correctly to express actions, states or occurrences in sentences</li> <li>● Identify and correctly use the simple present tense to describe habits, daily routines, and general truths in sentences</li> </ul> <p>Form and use the present continuous tense to talk about actions happening at the moment of speaking</p>
		<p><b>VOCABULARY:</b></p>	<p><b>Phrasal verbs and Synonyms</b></p>	<p>Worksheet on phrasal verbs and synonyms</p>	<ul style="list-style-type: none"> <li>● Use common phrasal verbs, understand their meaning and use them correctly in sentences</li> <li>● Identify and use synonyms to expand vocabulary and express similar meanings effectively in speaking and writing</li> </ul>

		<p><b>The Praying Hands</b></p> <p><a href="https://youtu.be/vrSazwnKqjY">https://youtu.be/vrSazwnKqjY</a></p> <p><b>READING COMPREHENSION:</b></p>	<ul style="list-style-type: none"> <li>· Gratitude</li> <li>· Sacrifice</li> <li>· Art and dedication</li> </ul> <p><b>Unseen Passage: Pg no. 121</b></p>	<p><b>WRITING ACTIVITY:</b></p> <p>Write a short biography of a family member (grandparent/parent) highlighting their qualities, achievements, and values.</p> <p><b>GROUP ACTIVITY(ROLE PLAY):</b></p> <p>Students discuss ways to help a poor or needy child and present a short request for support showing kindness and empathy.</p> <p><b>ACTIVITY-</b></p> <p>SDG GOAL No. 16:- Peace, Justice and strong institutions- Students will trace their hand on an A4 sheet, write four values- Kindness, Honesty, Helping and Sharing- inside it and draw small illustrations around the hand showing acts of cooperation and helpfulness</p>	<ul style="list-style-type: none"> <li>● Comprehend the meaning of the story</li> <li>● Infer the meaning of unfamiliar words</li> <li>● Explain the theme of sacrifice</li> <li>● Appreciate art integration</li> </ul>
<b>DECEMBER</b>	20	<b>The Three Questions</b>	<ul style="list-style-type: none"> <li>· Importance of present moment</li> <li>· Wisdom</li> <li>· Helping others</li> </ul>	<p><b>WRITING ACTIVITY:</b></p> <p>Write a travelogue</p> <p><b>GROUP ACTIVITY:</b></p> <p>Students will work in groups to suggest ideas for planning a birthday party using expressions such as “Let me...” and “Let us...”.</p>	<p><b>Students will be able to:</b></p> <ul style="list-style-type: none"> <li>● Explain moral of the story</li> <li>● Analyse character decisions</li> <li>● Develop critical thinking skills</li> </ul>
		<b>GRAMMAR:</b>	<b>Simple Past Tense, Conjunctions</b>	Worksheet on simple past tense and conjunctions	<ul style="list-style-type: none"> <li>● Use correctly simple past tense to describe completed actions or events that happened in</li> </ul>

		<a href="https://youtu.be/69lzkvFUqQ?si=pcwdfVrxPcBrmEcy">https://youtu.be/69lzkvFUqQ?si=pcwdfVrxPcBrmEcy</a>  <b>VOCABULARY</b>  <b>READING COMPREHENSION:</b>	<b>Proverbs and Homonyms</b>  <b>Unseen Passage:Pg no. 123</b>	Worksheet on proverbs and homonyms	the past ● Use conjunctions correctly to connect words and phrases in sentences  <b>Students will be able to:</b>  ● Identify common proverbs, understand their meanings and use them appropriately in sentences or real life context  Identify homonyms and distinguish their different meanings based on context
<b>JANUARY</b>	15	<b>The Cocoon (Poem)</b>  <b>READING COMPREHENSION:</b>	· growth · transformation · patience  <b>Unseen Passage: Pg no. 125</b>	<b>WRITING ACTIVITY:</b> Write an acrostic poem  <b>SUBJECT ENRICHMENT ACTIVITY:</b> <b>SPEAKING ACTIVITY:</b> Speak about one change in yourself that made you better  <b>SDG Activity (SDG 3- Good Health and Well Being)</b> Write 3 habits that help us to grow healthy and strong	● Explain moral of the story ● Analyse character decisions ● Develop critical thinking skills
<b>FEBRUARY</b>	20	<b>READING COMPREHENSION:</b> REVISION FOR	<b>Unseen Passage: Pg no.127</b>  ANNUAL EXAM		
<b>MARCH</b>	20	REVISION FOR	ANNUAL EXAM		

माह	दिनों की संख्या	पाठ्यक्रम सामग्री	प्रमुख धारणाएँ	गतिविधियाँ	सीखने की उपलब्धियाँ
अप्रैल	18	<p>पाठ- 1 चिड़िया का गीत</p>  <p><a href="https://share.google/fxqE8NPUFPAz2QDxd">https://share.google/fxqE8NPUFPAz2QDxd</a></p> <p>पाठ-2 बगीचे का घोंघा</p>  <p><a href="https://share.google/fxqE8NPUFPAz2QDxd">https://share.google/fxqE8NPUFPAz2QDxd</a></p> <p>व्याकरण</p> <p>पाठ1-भाषा, लिपि और व्याकरण</p> <p><a href="https://www.youtube.com/watch?si=JQ7">https://www.youtube.com/watch?si=JQ7</a></p>	<p>सस्वर वाचन मौखिक अभिव्यक्ति</p> <p>पाठ का पठन / पाठन</p> <p>व्याकरण सम्बन्धित भाषा, लिपि तथा व्याकरण की</p>	<p>कविता पाठ एवं सामूहिक गायन। चड़ियाँ का चित्र बनाकर उसमें रंग भरगे   बच्चे चड़ियाँ के चहचहाहट, उड़ने के क्रिया और उसके व्यवहार का अभिनय करगे  </p> <p>बच्चों को विभिन्न मात्राओं के कार्ड देंगे और उन्हें कहेंगे कि व्यंजन कार्ड के साथ</p>	<p>छात्र विभिन्न पक्षियों के बारे में ज्ञान प्राप्त करते हुए नए शब्द सीखेंगे  </p> <p>चित्रों के माध्यम से रचनात्मक क्षमता का विकास होगा   छात्र कहानी का सार और संदेश को अच्छी तरह समझ सकेंगे  </p> <p>भाषा के रूपों को समझकर विभिन्न भारतीय भाषाओं का ज्ञान प्राप्त कर सकेंगे</p>

		<p><a href="https://www.youtube.com/watch?v=GAjsZ_88Jxo&amp;feature=youtu.be">5sCvQUa5_LRFw&amp;v=GAjsZ_88Jxo&amp;feature=youtu.be</a></p> <p>पाठ 2- वर्ण- विचार</p> <p>चित्र वर्णन</p>	<p>जानकारी देना  </p> <p>वर्ण तथा मात्राओं से सम्बन्धित ज्ञान प्राप्त करना  </p> <p>सृजनात्मक लेखन</p>	<p>मिलाकर शब्द बनाएं  </p> <p>वर्ण अन्ताक्षरी करवाना</p>	<p> </p> <p>वर्ण और मात्राओं से सम्बन्धित ज्ञान प्राप्त कर सकेंगे  </p> <p>छात्र बेहतर शब्दों और भाषा प्रयोग के साथ - साथ चित्र के पीछे की कहानी या भावना को सोचेंगे और जानेंगे।</p>
मई	10	<p>पाठ 3- नीम (कविता)</p> <p></p> <p><a href="https://share.google/fxqE8NPUFPAz2QDxd">https://share.google/fxqE8NPUFPAz2QDxd</a></p> <p>भाँति-भाँति की पत्तियाँ</p> <p>व्याकरण</p>	<p>सस्वर वाचन</p> <p>नए शब्द / वर्तनी</p> <p>पठन - कौशल</p> <p>व्याकरण के विभिन्न विषयों से अवगत कराना।</p>	<p>तुलसी,पुदीना धनिया, नीम, पीपल आदि की पत्तियों को A-4 शीट में चिपकाए और उनके नाम लिखें।</p> <p>चित्रों और स्मार्ट बोर्ड के माध्यम से व्याकरण सम्बन्धित विषयों को दिखाना समझाना और लिखवाना  </p>	<p>पर्यावरण के प्रति जागरूकता, प्रकृति प्रेम और परोपकार की भावना विकसित करना  </p>

		<p>पाठ -3 शब्द - विचार</p> <p>अपठित गद्यांश</p> <p><a href="https://www.youtube.com/watch?v=7xhujSwiZJk">https://www.youtube.com/watch?v=7xhujSwiZJk</a></p>	<p>शब्द परिचय शब्द के भेद</p>	<p>कहानी से सम्बन्धित पठित गद्यांश से देखकर प्रश्न पूछना ।</p>	<p>शब्दों के रूप , अर्थ और प्रयोग पर विचार करना ।</p>
जुलाई	23	<p>पाठ -4 हमारा आहार</p>  <p>पाठ - 5 आसमान गिरा</p>  <p><a href="https://share.google/oYIQMjod9MfvzaOv6">https://share.google/oYIQMjod9MfvzaOv6</a></p> <p>चेरापूंजी के मेहमान</p> <p>व्याकरण</p>	<p>पाठ का पठन - पाठन</p> <p>कहानी सुनकर उसका अर्थ ग्रहण करना</p> <p>पठन - कौशल</p> <p>व्याकरण के विभिन्न विषयों से अवगत कराना।</p>	<p>स्वस्थ और अस्वस्थ खाद्य - पदार्थों की सूची बनाए ।</p> <p><b>कला एकीकृत गतिविधि</b> = “आसमान_गिरा” कहानी के आधार पर कागज की पुतलियाँ और छतरियाँ बना कर अभिनय करना ।</p> <p>उत्तरपुस्तिका पर नाम लिखकर उन्हें सही संज्ञा श्रेणी (जातिवाचक ,व्यक्तिवाचक ,भाववाचक ) में</p>	<p>विभिन्न प्रकार की साग - सब्जियों की जानकारी देना ।</p> <p>शिक्षक कहानी सुनाकर श्रवण - कौशल का विकास करेंगे और छात्र कहानी सुनकर उसका अर्थ ग्रहण करेंगे ।</p> <p>स्मार्ट बोर्ड में कहानी दिखाना ।</p> <p>पाठ में आए संज्ञा शब्दों और उसके भेद को</p>

		<p>पाठ - 5 संज्ञा</p> <p>पाठ - 6 लिंग  <a href="#">Hindi Grammar LING Gender   लिंग- Ling Badlo Examples   Hindi Grammar for kids   elearning studio - YouTube</a></p> <p>पाठ - 7 वचन  <a href="#">Number - वचन   Kriti Educational Videos class-4 - YouTube</a></p> <p>अनुच्छेद लेखन (संकेतों के आधार पर )  <a href="#">अनुच्छेद लेखन   Paragraph Writing   Hindi Grammar   Class 4   - YouTube</a></p>	<p>संज्ञा की परिभाषा संज्ञा के भेद</p> <p>लिंग परिचय व परिभाषा लिंग के भेद</p> <p>वचन परिचय व परिभाषा वचन के भेद</p> <p>रचनात्मक कार्य</p>	<p>वर्गीकृत करना।</p> <p>अपने आस - पास देख कर 5 चित्र बनाओ और उसके लिंग का नाम लिखो ।</p> <p>बच्चों को वचन से सम्बन्धित शब्द दें और उनसे वाक्य बनाने को कहें ।</p> <p>कोई भी विषय देकर छात्र को विचार प्रस्तुत करने को कहें</p>	<p>समझना । संज्ञा के द्वारा भाषा में निपुणता और रचनात्मक अभिव्यक्ति का विकास करना । वाक्यों में प्रयुक्त शब्दों का सही लिंग पहचान सकेंगे । चित्र या वस्तुओं के आधार पर एक या अधिक वस्तुओं को सही शब्दों में व्यक्त कर सकेंगे ।</p> <p>अनुच्छेद लेखन से रचनात्मकता और कल्पनाशक्ति का विकास करना।</p>
अगस्त	19	पाठ- 6 जयपुर से पत्र	पाठ का पठन -	भारत के प्रमुख पर्यटन	ऐतिहासिक स्थलों का



पाठ - 7 नकली हीरे



[NakliHeere/नकली हीरे - संपूर्ण व्याख्या | Chapter 7 | Class 4th Hindi \(Veena\) | CBSE 2025-26 - YouTube](#)

हवा और धूल

व्याकरण

पाठ - 8 सर्वनाम  
[Sarvanam Hindi Grammar | Sarvanam | सर्वनाम और उसके भेद | Sarvanam Trick in Hindi | सर्वनाम - YouTube](#)

पाठ- 11

पर्यायवाची(अंधकार से

पाठन

कहानी सुनकर उसका अर्थ ग्रहण करना

पाठन - कौशल

सर्वनाम का परिचय परिभाषा सर्वनाम के भेद

स्थलों के चित्रों को संग्रह कर अपने उत्तरपुस्तिका में चिपकाएँ ।

किसी भी चित्र कथा के आधार पर विद्यार्थी कक्षा में कहानी सुनाएंगे ।



सभी छात्र सर्वनाम शब्दों का प्रयोग करके वाक्य निर्माण करेंगे ।

ज्ञान व अनुभव प्राप्त करना ।

ईमानदारी, साहस और बुद्धिमता का महत्व सिखाना ।  
कठिन शब्दों का उच्च स्वर में उच्चारण करना एवं विराम चिन्हों को ध्यान में रखे हुए पाठ का वाचन।

सर्वनाम शब्दों का सही प्रयोग द्वारा और व्याकरणिक रूप से शुद्ध वाक्य रचना में सक्षम बनाना ।  
विद्यार्थी कहानी , अनुच्छेद और वाक्य बनाते समय उपयुक्त

		<p>देवता तक )</p> <p>पाठ - 11 विलोम (अँधेरा से जाना )</p> <p>अपठित पद्यांश</p>	<p>पर्यायवाची व विलोम शब्दों का ज्ञान प्राप्त करवाना ।</p> <p>रचनात्मक कार्य</p>	<p>चित्रों के माध्यम से वस्तुओं के नाम और उनके पर्यायवाची शब्द लिखें ।</p> <p>विलोम शब्दों से सम्बन्धित चित्र चिपकाकर उनके नाम लिखना ।</p> <p>पद्यांश को पढ़कर या सुनकर उसके प्रश्नों के उत्तर देना ।</p>	<p>पर्यायवाची शब्दों का प्रयोग कर सकेंगे ।</p> <p>विद्यार्थियों के लेखन कौशल में विलोम शब्दों की वृद्धि होगी ।</p> <p>उनकी शब्दावली का विकास होगा ।</p> <p>अपठित पद्यांश द्वारा विद्यार्थियों में पठन - कौशल विकसित होगा ।</p>
सितम्बर	20	<p>पुनरावृत्ति अर्धवार्षिक परीक्षा</p>	<p>अर्धवार्षिक पाठ्यक्रम के अनुसार पाठों का प्रत्यास्मरण</p>	<p>पाठ्यक्रम का पुनः अभ्यास</p>	<p>समस्त कार्य का पुनः अभ्यास</p>
अक्टूबर	17	<p>पाठ-8 ओणम के रंग</p>  <p>पाठ-9 मिठाइयों का सम्मेलन</p>  <p>व्याकरण</p>	<p>कहानी का पठन पाठन फसलों से सम्बन्धित त्योहारों से अवगत करवाना</p> <p>विभिन्न प्रकार की मिठाइयों की जानकारी देना ।</p>	<p>विभिन्न राज्यों के शास्त्रीय और लोक नृत्यों की चित्र A-4 शीट में नाम सहित चिपकाएँ ।</p> <p>प्रदेशों में बनाई जाने वाली मिठाइयों को चित्र सहित अपनी उत्तरपुस्तिका में चिपकाएँ ।</p>	<p>छात्रों में सामाजिक और सांस्कृतिक समझ का विकास करना ।</p> <p>मिठाइयों के माध्यम से भारतीयों त्योहारों , परम्पराओं और संस्कृति का परिचय देना ।</p>

		<p>पाठ - 9 विशेषण  <a href="https://www.youtube.com/watch?v=AvakIFgvDPQ">https://www.youtube.com/watch?v=AvakIFgvDPQ</a></p> <p>पाठ - 10 क्रिया  <a href="https://www.youtube.com/watch?v=TN65ttKIJTW">https://www.youtube.com/watch?v=TN65ttKIJTW</a></p> <p>औपचारिक पत्र</p>	<p>विशेषण</p> <p>क्रिया की पहचान व परिभाषा क्रिया के भेद</p> <p>औपचारिक पत्र लेखन से अवगत कराना</p>	<p>विशेषण शब्दों वाले चित्र दूढ़ कर चित्र सहित अपनी उत्तर पुस्तिका में चिपकाएँ</p> <p>कक्षा में मूक अभिनय द्वारा क्रिया का अभ्यास</p>	<p>छात्र विशेषण शब्दों के द्वारा वाक्य निर्माण कर सकने में सक्षम हो जाएंगे</p> <p>अपने दैनिक जीवन में क्रिया का शुद्ध प्रयोग कर पाएंगे।</p> <p>विद्यार्थी पत्र लिखते समय सही वर्तनी और व्याकरण का प्रयोग कर सकेंगे।</p>
नवम्बर	17	<p>पाठ - 10 कैमरा ( कविता )</p>  <p>पाठ - 11 कविता का कमाल</p>  <p><a href="https://youtu.be/x_k674L0RRw?si=72zF_xVh7li6_rNy">https://youtu.be/x_k674L0RRw?si=72zF_xVh7li6_rNy</a></p>	<p>कविता का सस्वर वाचन</p> <p>कहानी का पठन-पाठन</p>	<p><b>कला एकीकृत गतिविधि -</b>  स्टिक की सहायता से फोटो फ्रेम बनाएं।</p> <p>रेंग कर चलने वाले जीव जंतुओं की सूची बनाएं और कक्षा में प्रदर्शित करें</p>	<p>छात्रों में तकनीकी ज्ञान को विकास करना।</p> <p>मौखिक और लिखित कौशल को बढ़ाना। विचित्र और रोचक शब्दों के मेल से कविता रचना करना सीखेंगे।</p>

		<p>सुन, इमली के दाने सुन !</p> <p>ठहाके</p>	<p>पठन - कौशल</p> <p>हास्य पद कविता</p>		<p>छात्रों में</p> <p>सृजनात्मकता ,</p> <p>समस्या समाधान और</p> <p>भाषाई कौशल का</p> <p>विकास करना ।</p>
		<p>व्याकरण</p> <p>पाठ- 11 अनेकार्थी शब्द</p> <p>पाठ- 11 अनेक शब्दों के लिए एक शब्द (1 -15)</p>	<p>अनेकार्थी शब्द</p> <p>अनेक शब्दों के लिए एक शब्द की विस्तृत जानकारी देना और अवगत कराना ।</p>	<p>कोई पांच अनेकार्थी शब्दों को (A-4) शीट पर कलात्मक ढंग से करें ।</p> <p>चित्रों की सहायता से अनेक शब्दों के लिए एक शब्द की सूची बनाएं ।</p>	<p>इनका अध्ययन कर विद्यार्थी भाषा की समझ को विकसित कर सकेंगे ।</p> <p>अनेक शब्दों के लिए एक शब्द के प्रयोग की जानकारी प्राप्त कर उनका भाषा में प्रयोग करने में समर्थ हो जायेंगे ।</p>
दिसम्बर	20	<p>व्याकरण</p> <p>पाठ - 12</p> <p>विराम - चिह्न</p> <p><a href="https://www.youtube.com/watch?v=ANnMBjt2tOU">https://www.youtube.com/watch?v=ANnMBjt2tOU</a></p> <p>अनौपचारिक पत्र लेखन</p> <p><a href="https://www.youtube.com/watch?v=d3slummib78">https://www.youtube.com/watch?v=d3slummib78</a></p>	<p>विराम-चिन्ह का महत्त्व, अर्थ व उनके भेद</p> <p>अनौपचारिक पत्र लेखन द्वारा भावनाओं को स्वाभाविक रूप से</p>	<p>विराम चिह्न का जादू - इस गतिविधि में छात्र कहानी में उपयुक्त स्थान पर विराम चिह्न लगाएंगे ।</p> <p>आप हाल में ही मनाली घूम कर आए हैं । अपनी यात्रा का वर्णन करते हुए अपने मित्र</p>	<p>विराम-चिन्ह लगाने से लेखन कार्य साफ , सुपाठ्य और सुंदर बन जाता है ।</p> <p>विद्यार्थी प्रत्येक प्रकार के पत्र लेखन में सक्षम हो जाएंगे  जिससे उनकी रचनात्मक लेखन कौशल में वृद्धि होगी</p>

			लिखने में निपुण बनाना ।	को अनौपचारिक पत्र लिखिए ।	
जनवरी	15	हम सब सुमन एक उपवन के	पठन कौशल	अनेक तरह के फूलों का चित्र बनाकर उसमें रंग भरें और उसे एक साथ लगाकर सुंदर उपवन चार्ट बनाएं ।	विविधता में एकता का प्रदर्शन करना ।
		व्याकरण  अशुद्धि - शोधन  पाठ - 14 मुहावरे (1-15 ) <a href="https://www.youtube.com/watch?v=plg8w-G-Q9U">https://www.youtube.com/watch?v=plg8w-G-Q9U</a>	अशुद्ध -शुद्ध शब्दों की तालिका  मुहावरे का अर्थ सहित वाक्य में प्रयोग	बच्चों गलत वर्तनी वाले शब्दों को पहचान कर उसे सही करके लिखेंगे ।  चित्रों की सहायता से मुहावरों का सही मिलान करवाना ।	वाक्यों को शुद्ध उच्चारण के साथ पद सकेंगे । रचनात्मकता में वृद्धि करना और भाषा को प्रभावशाली बनाना ।
फरवरी	20	पुनरावृत्ति	वार्षिक पाठ्यक्रम के अनुसार पाठों का प्रत्यास्मरण	पाठ्यक्रम का पुनः अभ्यास	समस्त कार्य का पुनः अभ्यास

परियोजना कार्य -

**सत्र -1** 1. आपके परिवेश में जो भी पत्ते दिखते हैं , उनका संग्रहण कीजिए । पत्तों को A-3 शीट पर चिपकाइए ।उनकी विशेषताओं को ध्यान में रखते हुए उनके बारे में दो-दो वाक्य लिखिए ।

2. यदि आपको किसी स्थान पर जाने का अवसर मिले तो आप कहाँ जाना चाहेंगे और क्यों ? उन स्थानों का चित्र चिपकाएँ और उनके बारे में लिखें ।

**सत्र -2** 1. अपने देश से सम्बन्धित किन्हीं पांच एतिहासिक महत्त्व के चित्रों को खोज कर उनके बारे में जानकारी एकत्रित करें और A-3 शीट पर चित्र सहित चिपकाइए ।

2. "आँखों" से सम्बन्धित कोई पांच मुहावरे चित्र सहित A-3 शीट पर चिपकाएं और उनका अर्थ सहित वाक्य में प्रयोग करें ।

कक्षा - चार मूल्यांकन परीक्षा प्रारूप (2026-27)

पाठ्यपुस्तक- वीणा भाग-4

व्याकरण निपुण भाग -4

सत्र	मूल्यांकन परीक्षा प्रारूप	पाठ विवरण
प्रथम	इकाई परीक्षा -1	वीणा पाठ-1 चिड़िया का गीत पाठ=2 बगीचे का घोंघा (शब्दार्थ , प्रश्नोत्तर कराया गया समस्त कार्य) व्याकरण - भाषा , लिपि और व्याकरण, वर्ण -विचार शब्द- भंडार - विलोम शब्द (अँधेरा से कहना तक) (पर्यायवाची शब्द (अन्धकार से देवता तक ) चित्र वर्णन , अपठित गद्यांश
	अर्धवार्षिक परीक्षा (सितम्बर)	वीणा पाठ- 4,5,6,7 (शब्दार्थ , प्रश्नोत्तर कराया गया समस्त कार्य) व्याकरण - संज्ञा , सर्वनाम ,लिंग, वचन शब्द -भंडार- विलोम (सच से आना तक) पर्यायवाची (देह से सूर्य तक ) अनुच्छेद लेखन (संकेतों के आधार पर) अपठित गद्यांश, पद्यांश

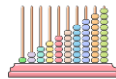

द्वितीय सत्र	ईकाई परीक्षा -2	वीणा पाठ- 8 ओणम के रंग पाठ -9 मिठाइयों का सम्मेलन (शब्दार्थ , प्रश्नोत्तर कराया गया समस्त कार्य) व्याकरण - विशेषण , क्रिया शब्द-भंडार - अनेकार्थी शब्द, अनेक शब्दों के लिए एक शब्द (1-15) औपचारिक पत्र लेखन अपठित पद्यांश
	वार्षिक परीक्षा	वीणा - पाठ- 10 ,11,12,13 (शब्दार्थ, प्रश्नोत्तर,प्रसंग के आधार पर प्रश्नोत्तर ,कराया गया समस्त कार्य) व्याकरण - विशेषण, क्रिया ,विराम-चिन्ह शब्द-भंडार- अनेक शब्दों के लिए एक शब्द (16-30), अशुद्धि - शोधन, मुहावरे ,अनौपचारिक पत्र लेखन, अपठित गद्यांश, अपठित पद्यांश

# MATHS


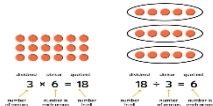
Prescribed Book- Together with Mathematics Buzz

Publication- Rachna Sagar

TERM	EXAM	LESSON
TERM- 1	PT -1	Lesson 1: Numbers and Numeration  Lesson 2: Addition
	Half Yearly	Lesson 1:Numbers and Numeration Lesson 2:Addition Lesson 3:Subtraction Lesson4:Multiplication Lesson 5:Division Lesson 6:Multiples and Factors Lesson 12: Basic Geometrical Concepts (Drawing 3 - D Shapes Point, Line, Ray, Line Segment Angles, Types of Angles)
TERM 2	PT -2	Lesson 7: Fractions  Lesson 12 : Basic Geometrical Concepts (Circle )
	Annual Exam	Lesson 8: Decimals Lesson 9: Money Lesson 10: Measurement Lesson 11: Measures of Time Lesson 12: Circle Lesson 13: Perimeter and Area Lesson 14: Data Handling

	NO. OF WORKING DAYS	TOPIC/LESSON	SUB-TOPIC	ACTIVITIES	LEARNING OUTCOMES
APRIL	18	<b>Chapter 1</b> <b>Numbers and Numeration</b>	<ul style="list-style-type: none"> <li>● Extension of Numbers up 9,99,999</li> <li>● Numbers on the Abacus</li> <li>● Indian and International Place value chart</li> <li>● Place Value and Face Value</li> <li>● Reading and writing Large Numbers</li> <li>● Expanded Notation</li> <li>● Comparing and Ordering of Numbers</li> <li>● Forming Smallest and Greatest Number using Digits</li> <li>● Successor and Predecessor</li> <li>● Roman Numerals</li> </ul>	<p><b>Subject enrichment Activity :</b></p> <p>Creativity</p> <p>Explore Large Numbers with Abacus</p>  <p><b>STEM Activities:</b></p> <p><i>Population Study Project:</i> Students will collect population data of 5 Indian cities and compare numbers.</p> <p><b>Art Integrated Activity</b></p> <p>Guess me!</p> <p>Using flash cards, make numerals of 5-6 digits. Be in groups of 6 or 7 and choose a leader. Let the leader speak out the place value of each and every digit of the numeral. Arrange the numbers, then read and write them.</p> 	<p>Read and write large numbers correctly.</p> <p>Understand place value and face value.</p> <p>Compare and order numbers.</p> <p>Write numbers in expanded form.</p> <p>Form greatest and smallest numbers.</p>

MAY	10	<p><b>Chapter 2</b> <b>Addition</b></p> <p><b>Chapter 2</b> <b>Addition</b> <i>Continued</i></p> <p><b>Chapter 3</b> <b>Subtraction</b></p>	<ul style="list-style-type: none"> <li>• Adding 5- and 6-digit Numbers (with / without carrying)</li> <li>• Properties of Addition</li> <li>• Word problems</li> <li>• Subtracting 5- and 6- digit Numbers (with / without borrowing)</li> <li>• Properties of Subtraction</li> <li>• Word problems</li> </ul>	<p><a href="https://swaadhyayan.com/webSupport/xyz/4/math/video/Ch_1/math_4_Ch_1_video.html">https://swaadhyayan.com/webSupport/xyz/4/math/video/Ch_1/math_4_Ch_1_video.html</a></p> <p><b>School Data Analysis:</b> Find total students in primary section using addition.</p> <p><a href="https://swaadhyayan.com/webSupport/xyz/4/math/video/Ch_2/math_4_Ch_2_video.html">https://swaadhyayan.com/webSupport/xyz/4/math/video/Ch_2/math_4_Ch_2_video.html</a></p> <p><b>Subject Integration: Environment</b> Subtraction (4-5 Digit Numbers): Real - life water distribution problem(98,890 litres) Integrated with environment theme, promoting awareness of <b>SDG 6 - Clean Water and Sanitation</b> and <b>SDG 12 - Responsible consumption and Production</b> through calculation of remaining resources</p>	<p>Add 5- and 6-digit numbers accurately.</p> <p>Use carrying (regrouping) correctly.</p> <p>Arrange numbers in column form.</p> <p>Solve simple word problems.</p> <p>Subtract large numbers accurately.</p> <p>Use borrowing (regrouping) correctly.</p> <p>Arrange numbers in column form.</p> <p>Solve simple word problems.</p>
-----	----	---	--	--	--

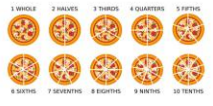

<p>JULY</p>	<p>23</p>	<p><b>Chapter 4</b></p> <p><b>Multiplication</b></p>	<ul style="list-style-type: none"> <li>● Multiplication by 3-digit numbers</li> <li>● Properties of Multiplication</li> <li>● Multiplying 100,200,300,..... 900</li> <li>● Multiplying by 1000,2000,.....9000</li> <li>● Word Problems</li> </ul>	<p>using subtraction.</p>  <p><a href="https://swaadhyayan.com/webSupport/xyz/4/math/video/Ch_3/math_4_Ch_3_video.html">https://swaadhyayan.com/webSupport/xyz/4/math/video/Ch_3/math_4_Ch_3_video.html</a></p> <p><b>Life Skill</b> <b>Integration: Smart Budgeting</b></p> <p>Calculate total grocery expenses using multiplication and addition to develop money management skill, promoting <b>SDG 12 - Responsible Consumption and Production</b> and <b>SDG 1 - No poverty</b></p> <p><a href="https://swaadhyayan.com/webSupport/xyz/4/math/video/Ch_4/math_4_Ch_4_video.html">https://swaadhyayan.com/webSupport/xyz/4/math/video/Ch_4/math_4_Ch_4_video.html</a></p>	<p>Multiply 2-, 3- and 4-digit numbers accurately.</p> <p>Use multiplication with and without carrying.</p> <p>Arrange numbers correctly in column form.</p> <p>Apply properties of multiplication (commutative).</p> <p>Solve simple word problems.</p> 
-------------	-----------	--	---	--	--

AUGUST		<p><b>Chapter 5</b></p> <p><b>Division</b></p>	<ul style="list-style-type: none"> <li>● Dividend, Divisor, Quotient and Remainder</li> <li>● Properties of Division</li> <li>● Division by 2- and 3-digit Numbers</li> <li>● Division by 10, 100 and 1000</li> <li>● Word Problems</li> <li>● Simplification (DMAS)</li> </ul>	<p><b>Digital Integration;</b></p> <p>Students calculate number of videos that can be recorded using available mobile memory through division, integrating technology awareness with <b>SDG 4 - Quality Education and SDG 9 - Industry, Innovation and Infrastructure</b></p> <p><a href="https://swaadhyayan.com/webSupport/xyz/4/math/video/Ch_5/math_4_Ch_5_video.html">https://swaadhyayan.com/webSupport/xyz/4/math/video/Ch_5/math_4_Ch_5_video.html</a></p>	<p>Divide 2-, 3- and 4-digit numbers accurately.</p> <p>Perform division with and without remainder.</p> <p>Arrange numbers correctly using the long division method.</p> <p>Solve simple word problems based on division.</p>
		<p><b>Chapter 12</b></p> <p><b>Geometry</b></p>	<ul style="list-style-type: none"> <li>● Drawing 3-D Shapes</li> <li>● Forming Shapes from a Net</li> <li>● Point, Line, Ray, Line Segment</li> <li>● Angles, Types of Angles</li> </ul>	<p><b>3D Shapes Activity:</b></p> <p>Students construct cube, cuboid, cone and cylinder using nets to develop spatial skills, integrating SDG 4 and SDG 9</p> <p><a href="https://swaadhyayan.com/webSupport/xyz/4/math/video/Ch_12/math_4_Ch_12_video.html">https://swaadhyayan.com/webSupport/xyz/4/math/video/Ch_12/math_4_Ch_12_video.html</a></p>	<p>Identify basic 3D shapes and their parts.</p> <p>Understand point, line, ray and line segment.</p> <p>Recognize different types of angles.</p> <p>Draw simple lines and angles correctly.</p>

		<p><b>Chapter 6</b></p> <p><b>Multiples and Factors</b></p>	<ul style="list-style-type: none"> <li>● Multiples</li> <li>● Factors</li>   <li>● Various Types of Numbers</li> <li>● Prime Factorisation by Division and Factor Tree Method</li> <li>● Sieve of Eratosthenes</li> <li>● Divisibility Tests of 2,3,4,5,9,10</li> <li>● HCF by Common Factors and Prime Factorisation Method</li> <li>● LCM by Prime Factorisation Method</li>   <li>● Symmetrical, Non-Symmetrical Figures</li> </ul>	<p><b>STEM Activity 1: Bus Timing (Multiples)</b></p> <p><b>Compare arrival times of two buses coming every 4 and 6 minutes using multiples.</b></p> <p><b>STEM Activity 2: Array Design (Factors)</b></p> <p><b>Students arrange 24 objects in equal rows to form different arrays</b></p> <p><a href="https://swaadhyayan.com/webSupport/xyz/4/math/video/Ch 6/math 4 Ch 6 video.html">https://swaadhyayan.com/webSupport/xyz/4/math/video/Ch 6/math 4 Ch 6 video.html</a></p> <p><b>Activity: Symmetry through Paper Folding</b></p> <p>Students explore line symmetry by folding paper, creating inkblot patterns and cutting symmetrical shapes. They observe and identify lines of symmetry in the shapes formed.</p> <p>SDG Integration:</p> <p>SDG 4- Quality Education and SDG 12 - Responsible Consumption and Production through</p>	<p>Understand the meaning of factors and multiples.</p> <p>Find factors of a given number.</p> <p>Find multiples of a given number.</p> <p>Identify even and odd numbers.</p> <p>Solve simple problems based on factors and multiples.</p> <p>Identify symmetrical shapes.</p> <p>Draw the line of symmetry.</p> <p>Understand reflection (mirror image).</p> <p>Complete simple symmetrical figures</p>
		<p><b>Chapter 12</b></p> <p><b>Symmetry, Pattern and Reflection</b></p>			

creative use of paper materials.



September	20	<b>Chapter 7</b> <b>Fraction</b>	REVISION	<p><b>Activity :Build a Fraction Garden</b></p> <p><b>Students design their fraction garden</b></p> <p><b>SDG 2: Zero Hunger</b></p> <p><b>Students understand fraction as equal parts of a whole and the importance of growing food plants.</b></p> 	<p>Understand fractions as parts of a whole</p> <p>Read, write, and represent fractions</p> <p>Compare and order simple fractions</p> <p>Add fractions and express them in simplest form</p> <p>Relate fractions to real-life situations</p>
October	17		<b>Chapter 12</b> <b>Circle</b>	<p>Introduction of Fractions</p> <ul style="list-style-type: none"> <li>Types of Fractions</li> <li>Comparing and Ordering of Fractions</li> <li>Simplest Form</li> <li>Addition and Subtraction of Fractions</li> <li>Use of Fractions in Daily Life</li> </ul>	<p><b>Cross Culture</b></p> <p><b>Activity: Mandala Art</b></p> <p><b>Create a Mandala art design on A4 sheet using all maths concepts like circle,pattern</b></p>
November	17	<b>Chapter 8</b> <b>Decimals</b>		<p>Introduction of Circle</p> <p>Parts of Circle</p> <ul style="list-style-type: none"> <li>Understanding Decimals</li> <li>Reading and Writing Decimal Numbers</li> <li>Expanded Form of Decimals</li> <li>Comparing and Ordering of</li> </ul>	<p><b>Activity : Mini Shopping Bill</b></p> <p><b>Creating a market scene in the classroom .Students will write items with Decimal prices(Pencil - ₹5.50)</b></p> 

January

15

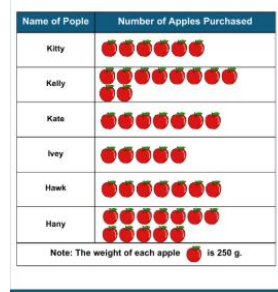
**Chapter 14**

**Data Handling**

- Pictorial representation of Data
- Pictograph and Bar Graph

**Activity:**

**Favourite Fruit Survey - Collecting and Representing Data**



<https://swaadhyayan.com/webSupport/xyz/4/math/video/Chapter 14/math 4 Ch 14 video.html>

Students can collect and organize data in a simple form.

Students can read and interpret pictographs and bar graphs.

Students can answer questions based on given data.

FEBRUARY

REVISION

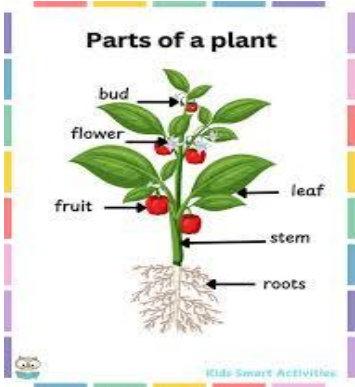
## **EVS**

### **PRESCRIBED BOOK-**

**MY GREEN WORLD- 4 ( MILLENIUM BOOKS INDIA PVT. LTD)**

<b>TEST</b>	<b>SUGGESTED SYLLABUS</b>
<b>PT 1</b>	<b>CHAPTER 13: TRANSPORT AND COMMUNICATION CHAPTER 14: PLANT LIFE</b>
<b>HALF YEARLY</b>	<b>CHAPTER 15: ANIMAL LIFE CHAPTER 10: MONUMENTS OF INDIA CHAPTER 11: OUR RICH HERITAGE CHAPTER 6: CARING AND SHARING CHAPTER 7: MAP READING- LOCATING PLACES</b>
<b>PT 2</b>	<b>CHAPTER 8: LAND AND PEOPLE OF NORTHERN INDIA CHAPTER 9: LAND AND PEOPLE OF SOUTHERN INDIA</b>
<b>ANNUAL EXAMINATION</b>	<b>CHAPTER 1: VITAL PARTS OF OUR BODY CHAPTER 3: FOOD AND DIGESTION CHAPTER 12: ELECTIONS IN INDIA CHAPTER 17: AIR WE BREATHE CHAPTER 19: ENVIRONMENTAL POLLUTION CHAPTER 20: OUR EARTH CHAPTER 21: OUR MOON</b>

Month	No. of working Days	Course content TOPIC	Sub-Topic	Activity	Learning Outcomes
APRIL	18	<b>UNIT VII – A Step Ahead</b>  <b>Chapter: 13 Transport and Communication</b>	<ul style="list-style-type: none"> <li>● Means of transportation</li> <li>● Air transport</li> <li>● Water transport</li> <li>● Means of communication</li> <li>● Personal communication</li> <li>● Mass Communication</li> <li>● Blog/ Social Media</li> </ul>	<ul style="list-style-type: none"> <li>● Discuss how students come to school? , Which transport is most common?</li> <li>● Discuss how communication has evolved.</li> </ul> <p><b>ART INTEGRATED ACTIVITY:</b></p> <ul style="list-style-type: none"> <li>● Making posters on- road safety rules and safe use of social media</li> </ul> <div data-bbox="808 793 1227 1297" data-label="Image"> </div> <ul style="list-style-type: none"> <li>● <b>Enrichment activity from book page no 112.</b> Collect different logos of your favourite T.V. Channels from magazines or Newspapers.</li> </ul> <p><b>EXPERIENTIAL LEARNING</b></p> <ul style="list-style-type: none"> <li>● <b>Letter Writing:</b> “Express your feelings- A Real Letter writing Experience”</li> </ul>	<p>Students will be able to</p> <ul style="list-style-type: none"> <li>● Identify and classify different means of transport</li> <li>● Understand the use of Transport and Communication machines</li> <li>● Explain the importance of transport in daily life</li> <li>● Differentiate between personal and mass communication</li> <li>● Describe the role of communication in connecting people</li> <li>● Describe the role of Social Media</li> </ul> <p>Recognize social media as a modern means of communication</p>

				<p>Posting letters to their parents or grandparents.</p> <p><a href="https://youtu.be/jv_gSMi9M2c?si=atPMVO9gMq6PrmWV">https://youtu.be/jv_gSMi9M2c?si=atPMVO9gMq6PrmWV</a></p> <p><b>WOW ACTIVITY: Journey of communication (Pg no 113 from the prescribed book)</b></p>	
		<p><b>UNIT VIII- The Living World</b></p> <p>Chapter: 14 Plant Life</p>	<ul style="list-style-type: none"> <li>● Parts of a plant</li> <li>● Functions of Roots</li> <li>● Types of Roots</li> <li>● Types and functions of stems</li> <li>● Leaf</li> <li>● Flowers and fruit</li> <li>● Seeds</li> </ul>	<ul style="list-style-type: none"> <li>● Children will take a tour of the school garden and park in their neighbourhood to see the different kinds of plants growing there.</li> </ul> <p><b>Linked SDG: SDG 15 Life on Land</b></p> <p><b>EXPERIENTIAL LEARNING</b></p> <ul style="list-style-type: none"> <li>● <b>Enrichment activity from book page no 122</b></li> </ul> <p>To show that roots prevent soil erosion by simple experiments</p> 	<p>Students will be able to</p> <ul style="list-style-type: none"> <li>● Identify the main parts of a plant – root, stem, leaf, flower, fruit and seed.</li> <li>● Differentiate between root system and shoot system</li> <li>● Recognize the structure and function of leaves (lamina, veins, petiole).</li> <li>● List different types of stems (herbs, shrubs, trees, climbers, creepers).</li> <li>● Describe the functions of Stem (support, transport of water and food).</li> <li>● Compare different leaves based on</li> </ul>

shape, size and texture.

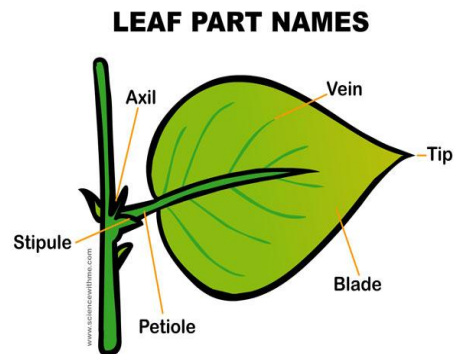
- Develop curiosity about plant growth and plant life.
- Show care and responsibility towards plants.
- Understand the importance of plants in our daily life.

<https://youtu.be/v6YhghG7mzQ?si=eFc1nnb7AldnxGML>

### 🌿 “Leaf Investigation”

Lab Activity:

Students will collect 3 different leaves and observe: Shape, Structure, parts of the leaf in the science lab.



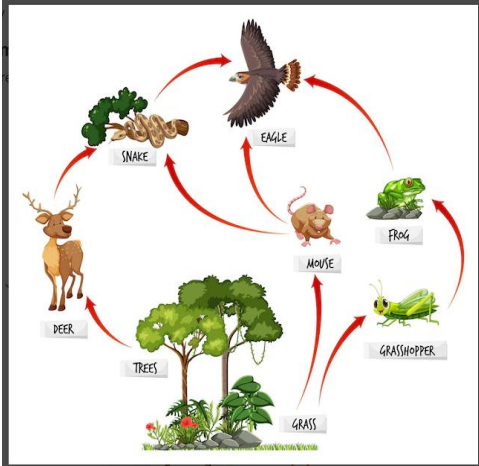
***WOW ACTIVITIES: The Talking Leaves (Pg 123 from the prescribed book)***

Chapter 15


- Interdependence

Linked SDG: SDG 15 Life on

Students will be able to:

<p><b>MAY</b></p>	<p><b>10</b></p>	<p>Animal life</p>	<ul style="list-style-type: none"> <li>● Feeding Habits of Animals</li> <li>● Herbivores, Carnivores &amp; Omnivores</li> <li>● Food Chain &amp; Food web</li> <li>● Reproduction in Animals</li> <li>● By laying eggs</li> <li>● By giving birth to young ones</li> </ul>	<p><b>Land</b></p> <p><b>Subject Enrichment Activity on page no 133</b></p> <ul style="list-style-type: none"> <li>● Interdisciplinary activity to find what are the babies of the animals called?</li> </ul> <p><b>Art integrated activity</b></p> <ul style="list-style-type: none"> <li>● To make a food chain, using paper cutouts, of animals.</li> </ul> <p>Finding out about the Food web and Food Chain.</p> <p><a href="https://youtu.be/0pHXXP-xLG8?si=1rEV0DHWoRuhfHoE">https://youtu.be/0pHXXP-xLG8?si=1rEV0DHWoRuhfHoE</a></p>  <p><b>SUMMER HOLIDAY HOMEWORK ON EK BHARAT SHRESHTH BHARAT</b></p> <p>Collect Information about any one traditional dish each from any 2 North-Eastern states of India.</p> <p>Make a recipe book for it and paste relevant pictures. Do It in your EVS Classwork Notebook.</p>	<ul style="list-style-type: none"> <li>● Describe how plants and animals depend on each other in an ecosystem</li> <li>● Identify and classify animals depend according to their feeding habits</li> <li>● Explain the food chain and food web with suitable examples.</li> <li>● Describe how animals reproduce- some lay eggs while others give birth to young ones.</li> <li>● Interpret how different animals provide parental care for their young ones.</li> </ul>
<p><b>JULY</b></p>	<p><b>23</b></p>	<p>Chapter 16 How</p>	<ul style="list-style-type: none"> <li>● Spinning</li> <li>● Shapes and Colours</li> </ul>	<p><b>Integrated Art Activity</b></p> <p><b>SPINNING (Shapes &amp; Colours)</b></p>	<p>Students will be able to;</p>

	things Work	<ul style="list-style-type: none"> <li>Floating and sinking</li> </ul>	<p><b>Make a Colour Spinner (Newton Disc Activity)</b> Objective: Understand mixing of colours through spinning. Materials: Cardboard circle, sketch pens (VIBGYOR), pencil, string. Procedure:</p> <ul style="list-style-type: none"> <li>Divide the circle into 7 equal parts and colour them in rainbow colours.</li> <li>Fix the pencil in the centre.</li> <li>Spin it fast.</li> </ul> <p>Observation: Colours appear white or light grey.</p> <p><b>Clay Boat Challenge</b> Objective: Understand shape affects floating. Activity:</p> <ul style="list-style-type: none"> <li>Give equal clay pieces to groups.</li> <li>First drop as a ball (it sinks).</li> <li>Then shape it like a boat.</li> </ul> <p>Observation: Boat shape floats.</p> <p><a href="https://youtu.be/Yur7CB3kbgg?si=wMG00Ct6VzTDh_sT">https://youtu.be/Yur7CB3kbgg?si=wMG00Ct6VzTDh_sT</a></p>	<ul style="list-style-type: none"> <li>Understand what spinning is and how an object spins?</li> <li>Identify how an object's shape, area of contact, and axis of rotation affects its spinning</li> <li>Learning Outcome: Students understand how fast spinning mixes colours.</li> <li>Explain why the shape determines floatation or sinking.</li> <li>Recognize the importance of shape in how an object works.</li> <li>Analyses how different shapes behave while spinning, floating or sinking.</li> <li>Learning: Shape matters, not only weight</li> </ul>
	<p><b>UNIT-III</b> <b>Our Surroundings</b></p> <p><b>Chapter 5</b> <b>Our community</b></p>	<ul style="list-style-type: none"> <li>Community</li> <li>Society / Clubs</li> <li>School clubs/ Society</li> <li>Residents Welfare Association</li> <li>Functions of</li> </ul>	<p><b>Enrichment activity.</b></p> <p><b>Art Integrated activity:</b></p> <p>Design a slogan for Red Cross society</p> <ul style="list-style-type: none"> <li>Express their ideas about improving their community through discussion or short writing tasks</li> </ul> <p><b>Story Time on Equality at work:</b></p>	<p>Students will be able to</p> <ul style="list-style-type: none"> <li>Define the meaning of community, society and club</li> <li>Identify different types of communities</li> <li>Explain the role of school clubs/societies</li> </ul>

			<p>RWA</p> <ul style="list-style-type: none"> <li>● Non-Government Organisations</li> </ul>	<p><b>Linked SDG:</b>  <b>SDG 5 Reduce Inequalities</b>  <b>SDG 11 Sustainable cities and communities</b></p> <p>Students will watch a story related to the concept of equality</p> <p><a href="https://www.youtube.com/watch?v=Oi7wH6lc3lO">https://www.youtube.com/watch?v=Oi7wH6lc3lO</a></p> <p><b>WOW ACTIVITY- The Day The Taps Went Dry(Pg no 50 from prescribed book)</b></p>	<ul style="list-style-type: none"> <li>● Describe the functions of RWA</li> <li>● Understand the role of NGOs in helping society</li> <li>● Recognise how people work together to solve community problems.</li> <li>● Develop a sense of responsibility towards their own community.</li> </ul> <p>Demonstrate cooperation, teamwork, and respect for community helpers.</p>
		<p><b>Chapter 6 Caring and Sharing</b></p>	<ul style="list-style-type: none"> <li>● Private Property</li> <li>● Public Property</li> <li>● Types of Public property</li> <li>● School Property</li> <li>● Public transport</li> <li>● Public Parks</li> <li>● Zoo</li> <li>● Historical Monuments</li> </ul>	<p><b>Art Integrated Activity</b></p> <ul style="list-style-type: none"> <li>● Stick pictures of two public property and design a slogan for it, reminding the people not to damage it.</li> </ul> <p><b>3Rs' based (Life Skill based) Activity</b></p> <p>Students will work in groups and list ways in which we can adopt the 3Rs' way for things made up of plastic, metal and glass</p>  <p><b>Linked SDG:</b>  <b>SDG 4 Quality Education</b>  <b>SDG 12 Responsible Consumption and Production</b></p>	<p>Students will be able to</p> <ul style="list-style-type: none"> <li>● Define private and public property and recall examples( zoos, public transport, etc)</li> <li>● Illustrate simple Dos and Don'ts while using public property.</li> <li>● Analyse ways to care for public assets by comparing public parks and historical monuments.</li> <li>● Justify the importance of caring and sharing for the long- term maintenance of public property</li> </ul>

		<p>UNIT- IV</p> <p><b>Chapter 7</b>  <b>Map Reading- Locating Places</b></p>	<ul style="list-style-type: none"> <li>● Map</li> <li>● Directions</li> <li>● Reading Maps</li> <li>● Atlas</li> </ul>	<p>Students will bring a Model of Globe &amp; Atlas and study about directions, countries, oceans, seas etc.</p> <p><b>Subject Enrichment Activity</b></p> <p><b>MAP WORK</b></p> <p>Students will write the names of the dishes on the political map of India, according to the state they belong to.</p> <p><a href="https://youtu.be/KS6R6xSV9Vc?si=a199nibWCd5WbRxq">https://youtu.be/KS6R6xSV9Vc?si=a199nibWCd5WbRxq</a></p>	<p>Students will be able to:</p> <ul style="list-style-type: none"> <li>● Define map</li> <li>● Locate different places accurately on a map using symbols and keys.</li> <li>● Differentiate between a map and globe</li> <li>● Understanding how to use atlas</li> </ul>
<b>AUGUST</b>	<b>19</b>	<p><b>Chapter 8</b>  <b>Land and People of Northern India</b></p>	<ul style="list-style-type: none"> <li>● Physical Features of India</li> <li>● Ranges of the Himalayas</li> <li>● Himadri</li> <li>● Himanchal</li> <li>● Shivalik</li> <li>● Importance of the Himalayan Range</li> <li>● The Northern Plains</li> <li>● The Desert Region</li> </ul>	<p><b>Subject Enrichment Activity</b></p> <p><b>MAP WORK</b></p> <p><b>River Mapping Activity</b></p> <p>On India outline map:</p> <ul style="list-style-type: none"> <li>● Draw and colour Ganga, Yamuna.</li> <li>● Shade Northern Plains in light green.</li> <li>● Mark 3 states of Northern Plains</li> </ul>	<p>Students will be able to:</p> <ul style="list-style-type: none"> <li>● Identify the three major geographical regions of Northern India</li> <li>● Explain the importance of Himalayas for climate, rivers, and human life</li> <li>● Analyse how the Desert region shapes the geography, climate and lifestyle.</li> </ul>
		<p><b>Chapter 9</b></p>	<ul style="list-style-type: none"> <li>● Peninsula</li> </ul>	<p><b>Subject Enrichment Activity</b></p>	<ul style="list-style-type: none"> <li>● Identify the four main geographical</li> </ul>



		<p><b>Land and People of Southern India</b></p>	<ul style="list-style-type: none"> <li>● Plateau</li> <li>● Central Highlands</li> <li>● Deccan Plateau</li> <li>● Coastal Region</li> <li>● Islands</li> </ul>	<p><b>MAP WORK</b>  <b>Peninsula Shape Activity (Map Skill)</b>  <b>Objective:</b> Understand why Southern India is called a peninsula.</p> <p><b>Activity:</b></p> <ul style="list-style-type: none"> <li>● Give students an outline map of India.</li> <li>● Shade Southern India in yellow.</li> <li>● Colour surrounding water bodies: <ul style="list-style-type: none"> <li>○ Arabian Sea (blue)</li> <li>○ Bay of Bengal (light blue)</li> <li>○ Indian Ocean (dark blue)</li> </ul> </li> </ul> <p><a href="https://youtu.be/ws8Xw35DTNc?si=v1hWO1-bnegTXvRW">https://youtu.be/ws8Xw35DTNc?si=v1hWO1-bnegTXvRW</a></p> <p><b>WOW ACTIVITY- Nature Surprises: Cyclone and Landslides (Pg no 76 from prescribed book)</b></p>	<p>divisions of Southern India</p> <ul style="list-style-type: none"> <li>● Differentiate between a peninsula and a plateau</li> <li>● Explain the main economic activities of the region</li> </ul>
		<p><b>UNIT V: Peeping into our past</b></p> <p><b>Chapter 10 Monuments of India</b></p>	<ul style="list-style-type: none"> <li>● Monuments</li> <li>● Importance of Monuments</li> <li>● Famous Monuments of India</li> <li>● Care of Monuments</li> </ul>	<p><b>MAP WORK – “Locate the Monument”</b>  <b>Objective:</b> To connect monuments with Indian geography.  <b>Procedure:</b></p> <ul style="list-style-type: none"> <li>● Provide a blank outline map of India.</li> <li>● Students mark locations of: <ul style="list-style-type: none"> <li>○ Agra</li> <li>○ Delhi</li> <li>○ Gujarat</li> <li>○ Jaipur</li> <li>○ Hyderabad</li> <li>○ Madurai</li> <li>○ Odisha</li> <li>○ Maharashtra</li> </ul> </li> </ul> <p><b>Learning Outcome:</b></p>	<ul style="list-style-type: none"> <li>● Identify the importance of monuments</li> <li>● Recall some famous monuments</li> <li>● Explain simple ways to preserve and protect monuments</li> <li>● Know about India’s rich architecture and cultural heritage</li> </ul>

				Students will identify the geographical location of important monuments.  <a href="https://youtu.be/FQ1z1397TbY?si=8LLTwHcZp5FGPpvB">https://youtu.be/FQ1z1397TbY?si=8LLTwHcZp5FGPpvB</a>	
		<b>Chapter 11 Our Rich Heritage</b>	<ul style="list-style-type: none"> <li>● Languages of India</li> <li>● Traditional Clothing</li> <li>● Festivals we Celebrate</li> <li>● Dance And Music</li> <li>● Indian Art</li> <li>● Architecture Of India</li> </ul>	<b>SUBJECT ENRICHMENT ACTIVITY</b>  <b>Creative Writing &amp; Speaking Activity</b>  <b>“If Monuments Could Speak”</b> Students write 5–6 lines as: “I am the Red Fort... I have seen...”	<ul style="list-style-type: none"> <li>● Identify Major Languages spoken in different parts of India.</li> <li>● Describe Important festivals celebrated across India</li> </ul> Recognise Different Indian Dance forms, Music styles and famous Painting
<b>SEPTEMBER</b>	<b>20</b>	<b>REVISION AND TERM 1 EXAM</b>	----- --	----- ----	----- -----
<b>OCTOBER</b>	<b>17</b>	<b>Unit I: Our Body</b>  <b>Chapter 1 Vital parts of our Body</b>	<ul style="list-style-type: none"> <li>● Internal and external body parts</li> <li>● Brain</li> <li>● Lungs</li> <li>● Inhalation and exhalation</li> <li>● Heart</li> <li>● Circulation of blood</li> <li>● Stomach</li> <li>● Liver</li> <li>● Kidneys</li> </ul>	<b>Enrichment Activity</b>  <b>Art Integrated Activity:</b>  <b>Human Body Organs</b>  To create each Organ using clay or play dough and placing them on the outline of human body  <b>Linked SDG: SDG 15 Life on Landy</b>  <a href="https://youtu.be/4w0P-yn9ODA?si=xJ6bj7JuBuFHO46V">https://youtu.be/4w0P-yn9ODA?si=xJ6bj7JuBuFHO46V</a>	<ul style="list-style-type: none"> <li>● Identify six vital organs</li> <li>● Classify body parts</li> <li>● Describe inhalation and exhalation</li> <li>● Illustrate how heart pumps up the blood</li> <li>● Understand process of digestion</li> <li>● Justify healthy habits that support digestion</li> <li>● Describe functions of these organs</li> </ul>

		<p><b>Chapter 2 Safety and Health</b></p>	<ul style="list-style-type: none"> <li>● Safety precautions</li> <li>● Staying healthy</li> <li>● Safe and unsafe touch</li> </ul>	<p><b>Brainstorming activity on page no 22</b></p> <p>Linked SDG: SDG 5 Reduce Inequalities</p> <p>Students will watch a story related to the concept of gender equality at work and safe- unsafe touch by NCERT</p> <p><a href="https://youtu.be/Nl3jpWmvrxs?si=xM6WVYPvNxZkR0Dm">https://youtu.be/Nl3jpWmvrxs?si=xM6WVYPvNxZkR0Dm</a></p> <p><b>Workshop to be conducted on Safe and Unsafe Touch and Safety precautions</b></p>	<ul style="list-style-type: none"> <li>● Identify outdoor, fire, water and food safety</li> <li>● Explain the purpose of exercise, rest and cleanliness</li> <li>● Demonstrate safety rules which prevent injury</li> <li>● Differentiate safe and unsafe touch</li> </ul>
NOVEMBER	17	<p><b>UNIT II: Our Needs</b></p> <p><b>Chapter 3 Food and digestion</b></p>	<ul style="list-style-type: none"> <li>● Components of food</li> <li>● Preparation of food</li> <li>● food preservation</li> <li>● Journey of food in our body</li> <li>● Flavours</li> <li>● Mindful eating</li> </ul>	<p>linked SDG: SDG 2 Zero Hunger SDG 3 Good Health and Well Being</p> <p><b>Food Label Investigation</b></p> <ul style="list-style-type: none"> <li>● Bring packaged food labels (real or printed).</li> </ul> <p>Students analyze:</p> <ul style="list-style-type: none"> <li>● Sugar content</li> <li>● Fat content</li> <li>● Fiber amount</li> </ul> <p>● Brain Storming activity to be done from book page no 33.</p>	<ul style="list-style-type: none"> <li>● Identify components of food</li> <li>● Explain food preservation</li> <li>● Analyse journey of food</li> <li>● Evaluate mindful eating and justify its role in healthy digestion and well being</li> </ul>



<https://youtu.be/ZBZWgrfZFbU?si=Vuw5U7gOjrNwD2k3>

**WOW ACTIVITY: From the field to our plate( Pg no 34 of prescribed book)**

**Chapter 4  
The clothes we wear**

**UNIT IX:  
Our Environment**

**Chapter 17  
Air we breathe**

- Introduction of natural and artificial fibre
- Choices of clothes
- Conversion of fibre to fabric
- Care for clothes

- Air and its basic characteristics
- uses of air
- air pollution
- sources and effects of air pollution


[https://youtu.be/W-uNxR5Zua0?si=qLCJ\\_7V6s8DJS\\_eX](https://youtu.be/W-uNxR5Zua0?si=qLCJ_7V6s8DJS_eX)


**WOW ACTIVITY: TANU'S NEW DRESS( pg no 43 of prescribed food)**


Activities on Given properties of Air to be done in class:

- Air Occupies space
- air has weight
- Oxygen in the air is required for burning
- Warm air lighter than cold air

- Identify natural and artificial fibres
- List the factors affecting choices of clothes- weather, tradition and profession
- Describe simple habits to keep the clothes clean
- Differentiate and sequence steps from fibre to fabric
- Describe properties of natural and artificial fibre
- Recognize air as mixture
- Identify its basic character
- Observe and understand the

				 <p><a href="https://youtu.be/n-v_ZVh2uC0?si=aGOhTVDvwA3Hg8W">https://youtu.be/n-v_ZVh2uC0?si=aGOhTVDvwA3Hg8W</a></p>	<p>different characteristics of air</p> <ul style="list-style-type: none"> <li>● Describe various uses of air</li> <li>● Identify sources and effects of air pollution</li> <li>● Recognise conservation of air</li> <li>● Ways to prevent air pollution</li> </ul>
--	--	--	--	---	---

<b>DECEMBER</b>	20	<b>Chapter 18 Clean Surrounding</b>	<ul style="list-style-type: none"> <li>● Environment and health</li> <li>● Disposal of waste</li> <li>● Biodegradable and Non-Bio degradable waste</li> <li>● The 5 R's of waste</li> </ul>	<p><b>Enrichment Activities:</b> <b>Given on page no 159 of the textbook</b></p> <p><b>Interdisciplinary Activity on Cleanliness</b></p> <p><b>Art Integrated Activity- To make a poster on Symbols of some special days like- WORLD ENVIRONMENT DAY, NO TABACO DAY, RED CROSS DAY ETC</b></p> <p>Linked SDG: <a href="#">SDG 6 Clean water and sanitation</a></p>  <p>5Rs' based (Life Skill based) Students will work in groups and list ways in which we can adopt</p>	<ul style="list-style-type: none"> <li>● Understand the importance of environment</li> <li>● Learn proper ways to dispose solid and liquid waste</li> <li>● Distinguish between bio-degradable and non bio degradable</li> <li>● Understand the concept of 5 R's</li> </ul>
-----------------	----	---	---	---	---

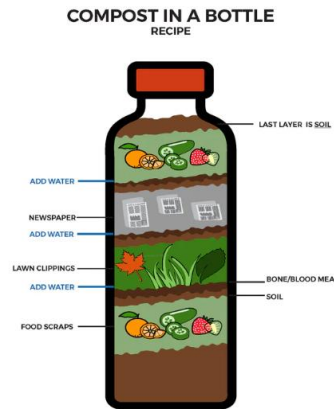
				the 5Rs' way for things made up of plastic, metal and glass.	
		<p><b>UNIT VI: We- The Citizens of India</b></p> <p><b>Chapter 12 Elections in India</b></p>	<ul style="list-style-type: none"> <li>● Democracy of India</li> <li>● Elections in India</li> <li>● Parliamentary system</li> <li>● Union of India</li> <li>● Indian Justice system</li> </ul>	<p><b>“Wall of Art from Every State” Exhibition</b></p> <p>Each group makes an art of any one of the forms given and it will be displayed on the classroom walls.</p> <ul style="list-style-type: none"> <li>● Madhubani art (Bihar)</li> <li>● Warli art (Maharashtra)</li> <li>● Pattachitra (Odisha)</li> <li>● Kalamkari (Andhra Pradesh)</li> </ul> 	<ul style="list-style-type: none"> <li>● Identify Democratic Ideals that governs our county</li> <li>● Understand the process of elections in India</li> <li>● Explain the formation of government</li> <li>● Understand the concept of law and justice</li> <li>● Appreciate importance of democracy and responsible citizenship</li> </ul>
<b>JANUARY</b>	<b>15</b>	<p><b>UNIT 9: Our Environment</b></p> <p><b>Chapter 19 Environmental pollution</b></p>	<ul style="list-style-type: none"> <li>● Environmental pollution</li> <li>● Types of pollution <ul style="list-style-type: none"> <li>● Sources, causes and effects of pollution</li> </ul> </li> <li>● Ways to reduce pollution</li> <li>● pollution</li> </ul>	<p><b>Linked SDG: 3 Good health and Well Being</b></p> <p><b>Waste Segregation Sorting Game</b></p> <p>Two boxes:</p> <ul style="list-style-type: none"> <li>● Biodegradable</li> <li>● Non-biodegradable</li> </ul> <p>Give items:</p> <ul style="list-style-type: none"> <li>● Banana peel</li> <li>● Plastic bottle</li> <li>● Paper</li> <li>● Glass</li> </ul>	<ul style="list-style-type: none"> <li>● Understand the meaning of environment pollution</li> <li>● Identify main types of pollution</li> <li>● Know the sources, causes, effect of pollution</li> <li>● Learn ways to control pollution</li> </ul>

- Leaves

### Compost in a Bottle Project

#### Materials:

- Transparent bottle
- Vegetable peels
- Soil



Students observe decomposition over 1–2 week

**WOW ACTIVITY: Nature's gift to us (Pg no 160 from the prescribed book)**

### Chapter 20 Our Earth

- Earth and the solar system
- Shape of the Earth
- Movements of the Earth

Model of the solar system in Spiral Form  
<https://youtube.com/shorts/4iLdqwGcWhU?si=KzxjyBcTvNGxUh8S>





- Understand the earth and its position in solar system
- Recognise true shape of earth
- Distinguish between two movements of the earth
- Explain and describe the Earth's rotation and revolution

### Chapter

- The moon

- Understand the

		<p><b>21</b> <b>Our Moon</b></p>	<ul style="list-style-type: none"> <li>● Its surface and phases</li> <li>● Eclipses</li> <li>● Artificial satellites</li> <li>● Uses of artificial satellites</li> <li>● Space exploration</li> <li>● Achievements in the field of space technology and probe India</li> </ul>	<p>Activity on phases of moon</p>  <p>Students will make a model of Satellite using plastic bottles or paper rolls.</p> 	<p>moon surface and its different phases</p> <ul style="list-style-type: none"> <li>● Understand how moon causes the tides on Earth</li> <li>● Explain the concept of solar and lunar eclipse</li> </ul> <p>Recognize and appreciate India's achievements in space</p>
<p><b>FEBRUARY &amp; MARCH</b></p>	<p>20</p>	<p><b>REVISION AND TERM 11 EXAM</b></p>	<hr/>	<hr style="border-top: 1px dashed black;"/>	<hr style="border-top: 1px dashed black;"/> <hr style="border-top: 1px dashed black;"/>

# COMPUTER

PRESCRIBED TEXTBOOK- CODEGPT Class-4 Ver.4.0

Published by- Orange Education

TERM	EXPECTED DATE	SYLLABUS
PERIODIC TEST-1	27.07.26	Lesson-1 Data Storage and Memory
PERIODIC TEST-2	14.12.26	Lesson-5 Using a Browser

MONTHS	NO. OF WORKING DAYS	TOPIC/LESSON	SUB-TOPIC	ACTIVITIES	LEARNING OUTCOMES
APRIL	18	Lesson-1 Data Storage and Memory	Memory Types of memory Units of Measuring Computer Memory Key words- Data & RAM	In MS Word type the relation of Computer memory units using bullets/numbering with a bold heading.  <a href="https://www.youtube.com/watch?v=tjSu-KiU-x4">https://www.youtube.com/watch?v=tjSu-KiU-x4</a>	Enable them to understand difference between data and information  Conceptual skills regarding booting up of computers.  Enhanced knowledge of storage devices.  Knowledge related to computer memory- bits, bytes and higher units.
MAY	10	Lesson-3 More on Word 2019	Inserting- Shapes, Word Art, Pictures, Table For Tables- Inserting Row/ Column Deleting Row/Column Merging Cells Changing Row height/ Column Width Text Alignment Key Words- Graphic & Skew	Insert Shape and Add text in it  Make a poster with heading using WordArt and paste a clipart  Write scores of game like cricket in a Table.  <a href="https://www.youtube.com/watch?v=51A3R0FKMpM">https://www.youtube.com/watch?v=51A3R0FKMpM</a>  <a href="https://www.youtube.com/watch?v=J_H0LEPz2gQ">https://www.youtube.com/watch?v=J_H0LEPz2gQ</a>	Enable them to use insert Tab for inserting  Enable them to create Table and format it
JULY	23	Lesson-4 Introduction to Powerpoint 2019	Starting Powerpoint Components of the Powerpoint window Creating a new Presentation Formatting text on slide	Create Presentation using Theme, SmartArt on topics- Child Safety and Water Cycle.  <a href="https://www.youtube.com/watch?v=J_H0LEPz2gQ">https://www.youtube.com/watch?v=J_H0LEPz2gQ</a>	Enable them to use Powerpoint for the presenting topics  Enable them to understand the components and their use  Enable them to use


			Using theme/ slide layout Inserting SmartArt Viewing Presentation Key Words- Themes & SmartArt	<a href="https://www.youtube.com/watch?v=3faYuGM5V80">e.com/watch?v=3faYuGM5V80</a>  <a href="https://www.youtube.com/watch?v=hJcZKKau5bl">https://www.youtube.com/watch?v=hJcZKKau5bl</a>	slide layouts according to the requirement  Enable them to apply themes and format background  Enable them to use SmartArt to make the presentation more organised
AUGUST	19	Lesson-6 Visual Processing	Picture Puzzle Directions and Maps	Play the Puzzle using link-  <a href="https://kids.nationalgeographic.com/games/puzzles/article/puzzle-animals">https://kids.nationalgeographic.com/games/puzzles/article/puzzle-animals</a>	Enable them to process visual information better
SEPTEMBER	20	Revision for Half Yearly Exam	Worksheet based on Lesson-4 & Lesson-5	Practical grading of Word	
OCTOBER	17	Lesson-5 Using a Browser	Understanding Internet Microsoft Edge Searching on Internet Working of search engine Downloading/ Uploading Key Words- Internet & Search Engine	Demonstration of Microsoft Edge and parts of the window  Demonstration of searching on internet using search engine  <a href="https://www.youtube.com/watch?v=nwB5NgRHf8w">https://www.youtube.com/watch?v=nwB5NgRHf8w</a>	Enable them to understand the importance of internet  Familiarise them with some common internet terms  Understanding the Browser- Microsoft Edge
NOVEMBER	17	Lesson-7 More Blocks in Scratch	Components of the Scratch window Block categories Setting the Sprite Position Creating a Scratch Project Key Words- Scratch & Blocks	Create Scratch Projects-  To play an instrument  To make a sprite and ball move in a football game  To make a sprite jump and speak.  <a href="https://www.youtube.com/watch?v=Pg">https://www.youtube.com/watch?v=Pg</a>	Enable them to understand the blocks in different categories  Enable them to use blocks to make simple animations/ projects


				<a href="#">GKGw83zFM</a>	
DECEMBER	20	Lesson-8 Creating Shapes in Scratch  Lesson-9 Google Blockly Games	Pen Block  Drawing Polygons in Scratch  Starting Google Blockly Bird Game  Turtle Game	Write codes to draw polygons and Circle  <a href="https://www.youtube.com/watch?v=GHIjXIE0_Kh0">https://www.youtube.com/watch?v=GHIjXIE0_Kh0</a>  Demonstration of Turtle and Bird Game	Enable them to use an extension- Pen block  Enable them to write small codes for different shapes.  Enable them to learn the concept of rotation by an angle  Enable them to move the turtle like a pen on the drawing board
JANUARY	15	Lesson-10 Evolution of AI	Key Term- Artificial Intelligence  Periods of AI  Contributions and Scientists of the period	Demonstration of real life examples of AI being used through videos  Playing an AI game- Animal Mystery-  <a href="https://www.games-to-learn-english.com/animal-mystery/">https://www.games-to-learn-english.com/animal-mystery/</a>	Enable them to understand how AI has evolved over the years and still evolving
FEBRUARY	15	Revision for Final Exam	Worksheet based on Lesson-7, 8 & Lesson-10	Practical grading of Scratch	



# GENERAL KNOWLEDGE




PREScribed BOOK: THE WORLD AROUND ME,



GENERAL KNOWLEDGE, I.Q. TESTS & WORD GAMES, SCS SULTAN CHAND


MONTHS	NO. OF WORKING DAYS	TOPIC/LESSON	SUB-TOPIC	ACTIVITIES	LEARNING OUTCOMES
TERM 1					
APRIL	18	<p><b>Topics:</b> <b>India, Our Country</b></p>	<p>Knowing India</p> <p>Specialities of Indian States</p> <p><a href="https://youtu.be/JPeHzP-cGjs?si=9Wz5V0BJT_PYGuTx">https://youtu.be/JPeHzP-cGjs?si=9Wz5V0BJT_PYGuTx</a></p> <p>On the River Banks</p> <p>Indian Snacks</p> <p><a href="https://youtu.be/LWREs7EKG5k?si=QrHJ7PlUM8Je7Dm6">https://youtu.be/LWREs7EKG5k?si=QrHJ7PlUM8Je7Dm6</a></p> <p>I.Q. TEST 1 AND 2</p>	<p><b>“MY INDIA – Map Project”</b></p> <p>Mark states and capitals on political map of India.</p> <p><b>QUIZ TIME</b></p> <p><a href="https://youtu.be/7br0lkp3eJY?si=Lrh_iBOUL_Yp-lpV4">https://youtu.be/7br0lkp3eJY?si=Lrh_iBOUL_Yp-lpV4</a></p> 	<p><b>Students will</b></p> <p>Identify major states and their cultural uniqueness.</p> <p>Recognize important rivers and their significance.</p> <p>Appreciate diversity in Indian food traditions.</p> <p>Develop pride in India’s geography and culture.</p>


MAY	10	<p><u>Topics: India, Our Country (continued)</u></p>	<p>Building a Vibrant Economy</p> <p>They Showed Us Light</p> <p>A Matter of Faith</p> <p>Time to Celebrate</p> <p>Know your leaders</p> <p><a href="https://youtu.be/q4qzlhP8nKU?si=ZxqL6K7jkTXGPcAe">https://youtu.be/q4qzlhP8nKU?si=ZxqL6K7jkTXGPcAe</a></p> <p><a href="https://youtu.be/X5ZZ7hTYme8?si=6-5shI2QC4c85AcK">https://youtu.be/X5ZZ7hTYme8?si=6-5shI2QC4c85AcK</a></p> <p><a href="https://youtu.be/XrKEtEzqZ7g?si=RjKyhpl62iM4Cpwr">https://youtu.be/XrKEtEzqZ7g?si=RjKyhpl62iM4Cpwr</a></p> <p>We proud of them</p> <p>Great achievers</p> <p>They are part of History</p>	<p><b>“FESTIVAL CALENDER”</b></p> <p>Prepare a chart showing major festivals of India.</p> 	<p><b>Students will</b></p> <p>Understand India’s economic strengths and contributions.</p> <p>Learn about great thinkers and reformers.</p> <p>Respect different faiths and traditions.</p> <p>Explore national festivals and their importance in unity</p>
-----	----	--	--	---	--

<p>JULY</p>	<p>23</p>	<p><u>The World of Nature</u></p>	<p>The Generous Plant Kingdom</p> <p>The Beautiful World of Flowers</p> <p><a href="https://youtu.be/DU5joSi-bVU?si=Ef_YcziJKMGwqGnp">https://youtu.be/DU5joSi-bVU?si=Ef_YcziJKMGwqGnp</a></p> <p>Life in the Sea</p> <p>Animal Wonders</p> <p>The world of insects</p> <p>They also Talk!</p>	<p><b>ANIMAL MASK MAKING</b></p> <p>create animal masks and speak 3 lines about that animal.</p>  <p><b>CARD MAKING</b></p> <p>make a card for their parents with the help of dry flowers</p> 	<p><b>Students will</b></p> <ul style="list-style-type: none"> <li>Classify plants and their uses.</li> <li>Identify common flowers and their features.</li> <li>Explore marine life and ecosystems.</li> <li>Appreciate biodiversity and animal adaptations.</li> </ul>
<p>AUGUST</p>	<p>19</p>	<p><u>Science, Human Body, Diseases</u></p>	<p>The Tools We Use</p> <p>Useful Instruments</p> <p>Useful Inventions</p> <p>The Wrath of Nature</p> <p>The Solar System</p> <p>Understanding Our Body.</p>	<p><b>“SAFETY DRILL ACTIVITY”</b></p> <p>Conduct a mock earthquake drill.</p> <p>Teach the ‘Drop, Cover, Hold’ method.”</p>  <p><b>“MEASURE YOUR PULSE”</b></p>	<p><b>Students will</b></p> <p>Recognize everyday tools and their functions.</p> <p>Understand inventions that changed human life.</p> <p>Learn about natural disasters and safety measures.</p> <p>Gain basic knowledge of planets and celestial bodies .</p>

				<p>Count pulse for one minute before and after jumping.</p> <p>Record observation in a table.</p> 	<p>Identify major organs and their function</p>
SEPTEMBER	20	<p><u>Science &amp; Human Body (continued)</u></p> <p><u>Fun with words</u></p>	<p>The Food Processor</p> <p>The Cutting &amp; Grinding Machine</p> <p>Falling III</p> <p>Rapid fire 1 and 2</p> <p>I.Q. TEST 3 AND 4</p> <p>Word sense</p>	<p><b>“DENTAL CARE POSTER”</b></p> <p>“How to keep teeth healthy”</p> <p>Brushing steps and healthy food list.</p> 	<p><b>Students will</b></p> <p>Learn how food is digested and processed.</p> <p>Understand the importance of teeth and bones.</p> <p>Recognize common illnesses and healthy habits.</p>
<b>TERM 2</b>					

<p>OCTOBER</p>	<p>17</p>	<p><b><u>Sports, Literature, Arts</u></b></p>	<p>A Sports Miscellany</p> <p>Sports Stars</p> <p>We Are the Legends</p> <p>Books and Their Authors</p> <p>The Silver Screen</p>	<p><b>“BOOK COVER OR BOOK MARK”</b></p> <p>Students will make a book cover of their favourite book or Book mark of their favourite character.</p>  	<p><b><u>Students will</u></b></p> <ul style="list-style-type: none"> <li>Identify major organs and their functions.</li> <li>Learn how food is digested and processed.</li> <li>Understand the importance of teeth and bones.</li> <li>Recognize common illnesses and healthy habits.</li> </ul>
----------------	-----------	---	--	---	---

NOVEMBER	17	<p><b><u>Sports, Literature, Arts</u></b></p> <p><b><u>General Awareness</u></b></p> <p><b><u>Fun with words</u></b></p>	<p>The missing music  <a href="https://youtu.be/WD75rI7a29E?si=V-kAc2VR7w5f5qsh">https://youtu.be/WD75rI7a29E?si=V-kAc2VR7w5f5qsh</a></p> <p>Entertainers – Performers</p> <p>Topping the List</p> <p>Money to Buy Things</p> <p>Worth Seeing</p> <p>Anagrams</p>	<p><b>MONEY TO BUY THINGS</b></p> <p><b>( CLASS ROOM MARKET)</b></p> <p>Create a pretend shop.</p> <p>Students bring fake currency.</p> <p>Practice buying and selling.</p> <p>Teach concepts: cost, savings, profit, need vs want.</p> 	<p><b>Students will</b></p> <ul style="list-style-type: none"> <li>• Develop awareness of different sports and famous players.</li> <li>• Appreciate contributions of Indian and global legends.</li> <li>• Recognize famous books and authors.</li> <li>• Explore cinema and performing arts as cultural expressions.</li> </ul>
----------	----	--	---	--	---

DECEMBER	20	<p><b>General Awareness &amp; Fun</b></p>	<p><b>General Awareness &amp; Fun</b></p> <p>How do they dress?</p> <p>Together Forever</p> <p>Come, let's Dance!</p> <p>Food from around the world</p> <p>Popular Logos</p> <p><a href="https://youtu.be/fvC7QLTQdA0?si=zOguJnZSeJHBmP2">https://youtu.be/fvC7QLTQdA0?si=zOguJnZSeJHBmP2</a></p> <p>At the helm</p> <p>Rapid fire -3, 4 and 5</p>	<p><b>“DESIGN A LOGO, TELL ITS STORY”</b></p> <p>student will draw a logo of their choice (brand, organization, cause, or self-designed) on an A4 sheet. Alongside the drawing, they will write a few lines explaining the meaning of the logo, why they selected it, and what values or ideas it represents.</p> 	<p><b>Students will</b></p> <ul style="list-style-type: none"> <li>Build awareness of global “firsts” and records.</li> <li>Understand basics of money and trade.</li> <li>Identify world landmarks and logos.</li> <li>Strengthen vocabulary through word games.</li> <li>Practice logical reasoning and problem-solving.</li> </ul>
JANUARY	20	Me too Crorepati	Set 1, 2,3, and 5 and current Affairs	Play games among students	<p><b>Students will</b></p> <p>Build awareness about different terms, related to topics</p>
FEBRUARY	20	Current Affairs			

# संस्कृत

## वार्षिक पाठ्यक्रम योजना

### पाठ्यपुस्तकम् - दिव्यम् (ब )

माह	दिनों की संख्या	पाठ्यक्रम	शिक्षण बिंदु एवं उद्देश्य	क्रियाकलाप	अधिगम प्रतिफल
अप्रैल	१८	पाठ-१ वर्णमालायाः पुनरावृत्तिः पाठ-२ शब्दाः पाठ-३ मात्राज्ञानम्	<ul style="list-style-type: none"><li>● स्वराः व्यंजनानि च</li><li>● संयुक्त व्यंजनानि</li><li>● शब्द रचनाः</li><li>● मात्रा परिचयः</li></ul> छात्रों को वर्णमाला तथा शब्दों की मात्राओं से अवगत करवाना।  वर्णमाला- <a href="#">संस्कृत वर्णमाला: Sanskrit varnamala</a>	छात्रगण कक्षा गतिविधि में वर्णमाला का चार्ट बनाएँगे।	छात्रगण स्वर एवं व्यंजनों की ध्वनियों का सस्वर उच्चारण करना सीखेंगे।
मई	१०	पाठ-४ अस्माकम् शरीरम् पाठ-५ अस्माकम् परिवारः	<ul style="list-style-type: none"><li>● मानवशरीरस्य अंगानि नामानि</li><li>● परिवारस्य जनाःनामानि</li></ul> छात्रों को शरीर के अंगों तथा परिवार जनों से अवगत करवाना।  परिवार जनों के नाम- <a href="https://www.youtube.com/shorts/dqRKBQARPno">https://www.youtube.com/shorts/dqRKBQARPno</a>	छात्रगण कक्षा गतिविधि में शरीर के अंगों तथा परिवार जनों को जानेंगे।	छात्रों का शरीर के अंगों तथा परिवार जनों का सस्वर उच्चारण करना।

जुलाई	२३	पाठ-६ पालितः पशवः पाठ-७ वन्य पशवः पाठ-८ पक्षिणः पाठ-९ जीव जन्तवः	छात्रों को पालतु तथा वन्य पशु पक्षियों के विषय में जानना। पशु पक्षियों के नाम- <a href="#">Animals name in sanskrit   जानवरों के नाम संस्कृत में   पक्षुओं के नाम संस्कृत में   संस्कृत सिखें</a>	छात्रगण कक्षा गतिविधि में पशु पक्षियों के नामों का चित्र सहित बनाकर संस्कृत में उनका नाम लिखेंगे।	छात्रों का संस्कृत पशु पक्षियों के नामों का सस्वर उच्चारण करना।
अगस्त	१९	पाठ-१० शाकानि पाठ-११ फलानि पाठ-१२ पुष्पाणि	छात्रों को फल, फूल, तथा सब्जियों के विषय में जानना। फलानि- <a href="#">Vegetables Name In Sanskrit   संस्कृत में सब्जियों के नाम   30 Vegetables Name List   For Class 5-10</a> शाकानि- <a href="#">Fruits Name In Sanskrit   संस्कृत में फलों के नाम   Sanskrit में 20 फलों के नाम   Class 6-10. CTET</a>	छात्रगण कक्षा गतिविधि में फल तथा सब्जियों के संस्कृत में नाम चित्र सहित बनाकर लिखेंगे।	छात्रों का श्रुतलेख करना।
सितम्बर	२०	पाठ-१३ वर्णाः पाठ-१४ षडऋतवः अर्धवार्षिक परीक्षा	छात्रों को महीनों एवं ऋतुओं के विषय से अवगत करवाना।	छात्रों द्वारा कक्षा गतिविधि में ऋतुओं का चित्र सहित प्रदर्शन।	छात्रों का उच्चारण पूर्वक श्रुतलेख करना।

अक्टूबर	१७	पाठ-१५ मासानाम् नामानि  पाठ-१६ दिनानाम् नामानि  पाठ-१७ अस्माकम् सहायकः	दिनों तथा यातायात आदि साधनों से परिचित कराना।  महीनों के नाम- <a href="https://www.youtube.com/shorts/WuSJXywwueU">https://www.youtube.com/shorts/WuSJXywwueU</a>	छात्रगण कक्षा गतिविधि दिनों का तथा यातायात साधनों का सचित्र वर्णन करेंगे।	छात्रों का पाठों का उच्च सस्वर उच्चारण करना।
नवम्बर	१७	पाठ-१८ यातायात - साधनानि  पाठ-१९ भारतस्य राष्ट्रीय चिन्हानि  पाठ-२० कक्षा	छात्रों द्वारा संस्कृत भाषा में समूह बनाकर कक्षा में वार्तालाप प्रस्तुत करना।	छात्रगण कक्षा गतिविधि में भारत के राष्ट्रीय चिहनों का चार्ट बनाएंगे।	छात्रों का श्रुतलेख तथा सस्वर उच्चारण करना।
दिसम्बर	२०	पाठ-२१ अस्माकम् गृहम्  पाठ-२२ उद्यानम  पाठ-२३ चिकित्सालयः	राष्ट्रीय चिहनों से कक्षा तथा घर सम्बंधित वस्तुओं से परिचित कराना।	छात्रगण कक्षा गतिविधि में बगीचे तथा चिकित्सालय का वर्णन चित्र सहित करेंगे।	छात्रों का श्रुतलेख करना।
जनवरी	१५	पाठ-२४ गणना	छात्रों को संस्कृत संख्याओं से परिचय कराना।  संख्याशब्दः- <a href="#">संस्कृत में 1 से 20 तक गिनती   Counting 1 to 20 in</a>	छात्रगण कक्षा गतिविधि में संस्कृत संख्याओं का चार्ट सचित्र वर्णन करेंगे।	छात्रों का मौखिक संख्या वाचन तथा लेखन करना।

			<a href="#">Sanskrit I Sanskrit Ginti I Sanskrit Counting I</a>		
फरवरी	२०	पुर्नावृत्ति			
मार्च		वार्षिक परीक्षा			

### मूल्यांकन प्रारूपम्

परीक्षा प्रारूप	पाठानाम् विवरणम्
प्रथमा इकाई परीक्षा	पाठ - 1 वर्णमालायाः पुनरावृत्तिः पाठ 2 शब्दाः पाठ 3 मात्रा ज्ञानम् पाठ -4 अस्माकम् शरीरम् पाठ -5 अस्माकम् परिवारः
अर्धवार्षिकी परीक्षा	पाठ -6 पालिताः पशवः पाठ -7 वन्य पशवः पाठ -8 पक्षिणः पाठ -9 जीव जन्तवः पाठ -10 शाकानि पाठ-11 फलानि पाठ - 12 पुष्पाणि पाठ-13 वर्णाः पाठ- 14 षड् ऋतवः पाठ 15 मासानाम् नामानि
द्वितीया इकाई परीक्षा	पाठ-16 दिनानाम् नामानि पाठ 17 अस्माकम् सहायकाः पाठ 18 यातायात साधनानि पाठ 19 भारतस्य राष्ट्रीय चिह्नानि -

	पाठ- 20 कक्षा
वार्षिक परीक्षा	पाठ 14 षड् ऋतवः पाठ- 15 मासानाम् नामानि पाठ- 16 दिनानाम् नामानि पाठ - 19 भारतस्य राष्ट्रीय चिह्नानि पाठ - 21 अस्माकम् गृहम् पाठ 22 उद्यानम् पाठ- 23 चिकित्सालयः




## FRENCH





MONTH	NO. OF WORKING DAYS	TOPIC/LESSON	SUB-TOPIC	ACTIVITIES	LEARNING OUTCOMES
APRIL	18	<b>1. Salut !</b>	Greetings; Introductions; Basic expressions.	<b>"Bonjour" Role-play:</b> Students practice formal and informal greetings with peers	Students will be able to greet others and introduce themselves confidently.
MAY	15	<b>2. L'école et les objets de la classe</b>	Qu'est-ce que c'est ?; c'est un / une...; Les articles indéfinis (un / une); Qu'est-ce que tu as dans ton cartable ?; Les articles définis (le, la, les).	<b>Classroom Scavenger Hunt:</b> Finding objects and labeling them with correct gendered articles.	Identify school supplies; Use definite and indefinite articles accurately.
JULY	18	<b>3. Qui est-ce ?</b>	Qu'est-ce que c'est ?; Qui est-ce ?; Pronoms personnels (je, tu, il, elle, nous, vous, ils, elles); Ne / n'...pas; La famille.	<b>The Family Tree Project:</b> Creating a visual family tree and describing members using pronouns.	Identify family members; Use subject pronouns; Form negative sentences correctly.
AUGUST	17	<b>4. Mon anniversaire</b>	Tu as quel âge ?; Ton anniversaire, c'est quand ?; Les jours de la semaine; Les mois de l'année; Verbe être; Verbe avoir; Les nombres 1-100; Combien de...?; Singulier - pluriel.	<b>Birthday Calendar:</b> Mapping out class birthdays; <b>Number Bingo:</b> Practicing numbers 1-100 orally	State age/birthday; Count to 100; Conjugate core verbs ( <i>être/avoir</i> ); Identify plural forms.
SEPTEMBER		<b>Revision for half yearly exams</b>	_____	_____	_____
OCTOBER	16	<b>5. La maison</b>	Tu habites où ?; Les verbes en -er (j'habite, tu habites).	<b>My Dream House:</b> Drawing a house and labeling rooms; Conjugation drills for -er verbs.	Describe living spaces; Conjugate regular -er verbs in the present tense.
NOVEMBER	18	<b>6. Les couleurs</b>	De quelle couleur ?; Les Vêtements.	<b>French Fashion Show:</b> Students describe the colors and	Name colors and clothing items; Match adjectives (colors) with nouns

				types of clothes their classmates are wearing	
<b>DECEMBER</b>	<u>18</u>	<b>7. Le travail et les loisirs</b>	Qu'est-ce que tu fais?; Qu'est-ce qu'ils font?; Qu'est-ce que tu aimes faire?; Qu'est-ce qu'ils aiment faire?	"Career Day" roleplay; Hobbies charades (acting out activities).	Talk about professions; Describe hobbies and what people like to do.
<b>JANUARY</b>	<u>12</u>	<b>8. Le visage et les parties du corps</b>	Vocabulary of the face and body parts	"Simon Says" (Jacques a dit); Labeling a body diagram.	Identify and name parts of the face and body in French

# GERMAN

## PRESCRIBED BOOK- DEUTSCH UND ICH-1 (GOYAL PUBLISHERS)

MONTH	NO. OF WORKING DAYS	TOPIC/LESSON	SUB-TOPIC	ACTIVITIES	LEARNING OUTCOMES
APRIL	18	Lektion-1 - HALLO	<p>* Begrüßung (Greetings and Introduction, )</p> <p>Hallo, Guten Morgen, Guten Tag, Guten Abend, Tschüss, Ich heiße...</p> <p>*  Das Alphabet (German Alphabets)</p>	<p>1. Greeting Circle (Begrüßungsspiel)</p> <ul style="list-style-type: none"> <li>•Students stand in a circle</li> <li>•One student says: Hallo! Ich heiße...</li> <li>•The next student responds: Hallo (Name)! Ich heiße...</li> </ul> <p>👉 Builds confidence in speaking</p> 	<p>Students will able to</p> <ul style="list-style-type: none"> <li>•Greet others using basic German expressions (Hallo, Guten Morgen, Tschüss)</li> <li>•Introduce themselves (Ich heiße..., Ich bin... Jahre alt)</li> </ul> <p> Language Knowledge</p> <ul style="list-style-type: none"> <li>•Identify and pronounce the German alphabet</li> <li>•Use basic personal pronouns (ich, du)</li> <li>•Use simple forms of the verb sein (bin, bist)</li> </ul>

MAY	10	Lektion-2 Mein Geburtstag	<p><b>*Zahlen (Counting) (1-50)</b></p> <p><b>*Monate (Months)</b></p> <p>Students learn to ask and answer about birthdays and say dates correctly.</p>  <p><b>*Wochentagen (Weekdays)</b></p> 	<p> <b>1. Number Clap Game</b></p> <p>The teacher says a number → students clap and say it in German.</p> <p>👉 15 → fünfzehn</p> <p><b>1 2 3 4 5</b> eins zwei drei Vier Fünf</p> <p><b>6 7 8 9 10</b> Sechs Sieben Acht Neun Zehn</p> <p> <b>2. Month Ordering</b></p> <p>Give mixed month cards → students arrange in correct order.</p> <p>👉 Januar → Dezember</p> <p><b>1. "Der fliegende Ball" (The Flying Ball)</b>How to play: Students stand in a circle. One student tosses a soft ball to another and shouts a day (e.g."Montag!")The Task: The student who catches it must say the next day ("Dienstag!") before tossing it to someone else.</p>	<p>Students will be able to</p> <p>talk about their birthday using days, months, and numbers in German.</p> <p>👉 Example: Ich habe am 10. Mai Geburtstag.</p> <p>They will also be able to ask and answer simple questions about dates and count from 1–31.</p> <p>👉 Example: Wann hast du Geburtstag? – Am 5. Juni.</p> <p><b>*Vocabulary &amp; Sequencing</b> Identify all 7 days: Montag, Dienstag, Mittwoch, Donnerstag, Freitag, Samstag</p>
JULY	23	Lektion-2 Mein Geburtstag (Continued)			

Lektion-3  
Schule und  
Schulsachen  
(School and  
School  
Things)

This chapter focuses on school vocabulary and classroom objects, helping students name things they use daily.

👉 Example: die Schule, der Tisch, das Buch, der Stift



👤 Personalpronomen: ich, du, er, sie → Ich bin Riya.

? Wer / Was:  
Wer ist das?

(Lektion-3)

👜 1.Show and Tell

Students show an object from their bag and say:

👉 Das ist ein Buch / ein Stift. ?

2. Guess the Object  
One student describes:

👉 Es ist blau. Es ist in der Tasche.

Others guess: Ist das ein Heft?

👤 Pronoun Game:  
Teacher shows a picture → students say er / sie

? Wer/Was Game:  
Show objects/people → students ask Wer ist das? / Was ist das?

🚫 True/False:  
Teacher says sentence → students correct using nicht/kein

(Lektion-3)

This chapter focuses on school vocabulary and classroom objects, helping students name things they use daily.

👉 Example: die Schule, der Tisch, das Buch, der Stift. They will also be able to ask and answer simple questions about classroom items.

👉 Example: Was ist das? – Das ist ein Tisch.

Students will develop the ability to use basic sentences to talk about their school bag and classroom.

👤 Personalpronomen:  
Students will learn to use ich, du, er, sie in simple sentences and identify people.

AUGUST

19

Lektion-4  
Wer ist das?  
(Who is this?)

(person) | Was ist das? (thing)

🚫 nicht / kein(e): Das ist kein Buch. / Das ist nicht mein Stift.

👨‍👩‍👧 Meine Familie: mein Vater, meine Mutter → Das ist meine Mutter.



👨‍👩‍👧 Family Introduction  
Students show family picture → say  
Das ist meine Mutter.




? Wer / Was:  
Students will learn to ask and answer questions about people (Wer) and things (Was)



🚫 nicht / kein(e):  
Students will learn to form negative sentences using nicht and kein(e) correctly.

👨‍👩‍👧 Meine Familie:  
Students will learn to name, describe, and introduce family members.


🗣️ Speaking Skills:  
Students will learn to speak short sentences confidently in German


✍️ Writing Skills:  
Students will learn to write simple sentences about family and objects.

					 <p><b>True/False</b> Lehrer sagt einen Satz – ihr macht ihn neg-  <input checked="" type="checkbox"/> Das ist ein Buch.  ↓  <input checked="" type="checkbox"/> Das ist <b>kein</b> Buch.</p>
SEPTEMBER	20	REVISION AND TERM-1 EXAM	.....	.....	.....
OCTOBER	17	Lektion-5- Mein Haus (My House)	 1. Das Haus und Räume (Wohnzimmer, Küche, Schlafzimmer, Badezimmer) 2. Möbel und Dinge im Haus (Tisch, Stuhl, Bett, Schrank) 3. Mein Zimmer beschreiben (“Das ist mein Zimmer”, “Ich habe ein Bett”) 4. Fragen und Antworten (“Wo ist das Bett?” “Das Bett ist im Zimmer”)	1. Draw and Tell  Students draw their house or room and say: “Das ist mein Zimmer. Ich habe ein Bett und einen Tisch.” 2. Flashcard Game  Show flashcards of rooms and furniture. Students say the word aloud: “Das ist ein Stuhl / ein Bett.” 3. Guess the Room  Teacher describes: “Hier schlafe ich.” Students guess: “Schlafzimmer!”	Students will be able to: 1.  Name rooms in a house (z.B. Wohnzimmer, Küche, Schlafzimmer) 2.  Identify and say furniture items (z.B. Tisch, Stuhl, Bett, Schrank) 3.  Describe their own room in simple sentences (“Das ist mein Zimmer. Ich habe ein Bett.”) 4.  Ask and answer simple questions (“Wo ist das Bett?” – “Das Bett ist im Zimmer.”)

			<p><b>4 Fragen &amp; Antworten - Spielt zu zweit!</b> Stellt Fragen und antwortet wie im Beispiel.</p>  <p>1 Wo ist der Tisch? - _____ 2 Wo ist das Sofa? - _____ 3 Wo ist der Schrank? - _____ 4 Wo ist das Waschbecken? - _____</p>	<p><b>4. Show and Speak</b> 🎤</p> <p>Students point to objects in class and say: “Das ist ein Tisch.” / “Das ist ein Stuhl.”</p> 	<p><b>Lernziele:</b> Lektion 4 - Mein Haus</p> <p><b>Die Schüler lernen:</b></p> <ul style="list-style-type: none"> <li>✓ <b>Räume im Haus benennen</b> (Wohnzimmer, Küche, Schlafzimmer)</li> <li>✓ <b>Möbel benennen</b> (Tisch, Stuhl, Bett, Schrank)</li> <li>✓ <b>Das eigene Zimmer beschreiben</b> („Das ist mein Zimmer. Ich habe ein Bett.“)</li> <li>✓ <b>Einfache Fragen und Antworten stellen</b> („Wo ist das Bett?“ - „Das Bett ist im Zimmer.“)</li> </ul> <p>✓ <b>Einfache Fragen und Antworten stellen</b> („Wo ist das Bett?“ - „Das Bett ist im Zimmer.“)</p>
--	--	--	--	---	---

<p><b>NOVEMBER</b> <b>R</b></p>	<p><b>17</b></p>	<p><b>Lektion-6</b> <b>Farben</b> <b>(Colours)</b></p>  <p>rot    gelb    blau schwarz    braun    grau</p>	<p>🎨 <b>1. Farben (Colors) Basic colors: rot, blau, grün, gelb, schwarz, weiß</b></p> <p><b>2. Asking and Answering about Colors Welche Farbe ist das? Das ist rot/blau...</b></p> <p>❤️ <b>3. Lieblingsfarbe (Favourite Color) Meine Lieblingsfarbe ist</b></p> <p>👕 <b>4. Kleidung (Clothes)</b></p>	<p>🎨 <b>1. Color Game</b></p> <p>Teacher says: “Show me something red!” Students find an object of that color in the classroom.</p> <p>👕 <b>2. Show Your Clothes</b> Students say: “I am wearing a blue T-shirt.” Others listen or repeat</p>	<p><b>By the end of this chapter, students will be able to:</b></p> <p>Students learn to see, name, and describe colors and clothes using simple German sentences.</p>  <p><b>Farbe und Kleidung</b> Learning Outcomes - Klasse 4</p> <p>Ich kenne die Farben.    Ich kann Kleidung benennen.</p>
-------------------------------------	------------------	--	--	---	--

<p>DECEMBER 20</p>	<p>Lektion-7</p> <p>Hast du ein Hobby?</p> <p>(Do you have any hobbies?)</p>	<p>🎯 Hobbys kennenlernen (Knowing hobbies)</p> <p>? Fragen stellen (Asking questions)</p> <p>🗨️ Antworten geben (Giving answers)</p> <p>🔄 Basic Verb Conjugation (Present Tense – Simple)</p>		<p>🗣️ Pair Speaking: Ask &amp; answer – <i>Hast du ein Hobby?</i></p> <p>🎭 Mime Game: Act and guess hobbies</p> <p>📄 Fill in the blanks: Practice verbs (spiele, lese, tanze)</p> <p>🎨 Draw &amp; Write: Draw hobby + 1 sentence</p> <p>🎤 Show &amp; Tell: Speak about own hobby</p> <p>🔗 Verb Match: Match verbs with pictures</p> <p>🧩 Sentence Making: Arrange words into sentences</p> <p>🎵 Action Song: Learn with movement &amp; repetition</p>	<p>🎯 Learning Outcomes</p> <p>Students will be able to:</p> <ul style="list-style-type: none"> <li>✓ identify and name different hobbies</li> <li>✓ ask and answer simple questions (Hast du ein Hobby?)</li> <li>✓ use basic verbs (spielen, lesen, tanzen, etc.)</li> <li>✓ form simple sentences with ich + verb</li> <li>express likes using gern</li> </ul>
--------------------	--	---	---	---	--

<p><b>JANUARY</b></p>	<p><b>15</b></p>	<p><b>Lektion-8</b> <b>Körperteile</b> <b>(Body Parts)</b></p>	<p><b>Körperteile: Kopf, Arme, Hände, Beine, Füße</b> <b>Aktionen: laufen, springen, winken, klatschen</b></p> <p><b>Zustand: müde, stark, verletzt</b></p>	<p><b>Simon sagt Körperteile” (Simon Says – Body Parts)</b> <b>Steps:</b> <b>Teacher says: “Simon sagt, berühre deine Nase” → Student touches Nose.</b></p> <p><b>The teacher mixes commands with and without “Simon sagt” → Students must only act when “Simon sagt”. Encourage the student to say the body part in German while performing the action.</b></p> <p><b>Track responses → use for IEP progress monitoring.</b></p>	<p><b>Students will be able to Identify and name at least 5 body parts in German (e.g., Kopf, Hände). Perform actions using the correct body part when instructed (e.g., winken, klatschen, laufen).</b></p> <p><b>Demonstrate understanding of body parts through games or activities like “Simon sagt”.</b></p> 
<p><b>FEBRUARY</b></p>	<p><b>20</b></p>	<p><b>Wiederholung</b> <b>(Revision )</b></p>	<p><b>Körperteile (Body Parts):</b> <b>Kopf, Hände, Beine, Füße</b></p> <p><b>Aktionen: laufen, springen, winken, klatschen</b></p> <p><b>Zustände: müde, stark, verletzt</b></p> <p><b>Hast du ein Hobby?</b> <b>(Hobbies):</b></p>	<p><b>Körperteile: Simon sagt (touch the body part)</b></p> <p><b>Match words with body part pictures</b></p> <p><b>Perform actions (laufen, springen, klatschen)</b></p> <p><b>Draw and label body parts</b></p> <p><b>Hobbies: Show &amp; Tell Hobby</b></p>	<p><b>By the end of the lesson, students will be able to:</b></p> <p><b>Identify and name basic body parts in German (e.g., Kopf, Hände, Beine, Füße).</b></p> <p><b>Perform simple actions using body parts (laufen, springen, klatschen, winken).</b></p> <p><b>Talk about their hobbies using simple</b></p>

			spielen, lesen, malen, schwimmen, singen  Fragen/Antworten: „Was machst du gern?“ / „Ich ... gern.“	Charades (act out hobbies)  Ask classmates: „Was machst du gern?“  Draw your hobby and label in German	sentences ( <i>„Ich spiele          gern... / Ich lese          gern...“</i> ).  Ask and answer questions about hobbies ( <i>„Was machst          du gern?“</i> ).
MARCH	20	ANNUAL EXAM	.....	.....	.....

## SCULPTURE

MONTH	NO. OF WORKING DAYS	TOPIC / LESSON	SUB-TOPIC	ACTIVITIES	LEARNING OUTCOMES
APRIL	18	1) Introduction to Clay, Tools & Techniques  2) Basic Shapes Practice	<ul style="list-style-type: none"> <li>● Introduction to clay types Tools and their uses</li> <li>● Basic hand-building techniques 2D &amp; 3D shapes</li> </ul>	Touch & feel clay Tool demonstration  Make basic shapes (circle, square, ball, cone)	Understand clay properties Learn tool handling Build confidence in shaping clay
MAY	10	1) Different Clay Texture Techniques  2) Basic Proportion	<ul style="list-style-type: none"> <li>● Types of textures (natural &amp; artificial) Creating textures using tools</li> <li>● Understanding size &amp; proportion</li> </ul>	Create textures using tools, leaves, cloth Make proportional shapes (big-small objects)	Identify textures Understand proportion in design Improve observation skills
JULY	23	1) 3D Clay Animals  2) Basic Pottery (Cup, Plate, Bowl)  3) 2D Mural Clay Tile Relief	<ul style="list-style-type: none"> <li>● Animal structure basics</li> <li>● Pottery hand techniques</li> <li>● Relief design concepts</li> </ul>	Make 3D animals (turtle, fish) Create clay cup/plate Design mural tile	Convert shapes into objects Learn basic pottery Understand 2D relief art
AUGUST	19	1) Theme-based Clay Composition  2) Independence Day  3) Clay Rakhi Making	<ul style="list-style-type: none"> <li>● Scene composition (nature/patriotic)</li> <li>● Rakhi design</li> <li>● Imagination-based modelling</li> </ul>	.Create themed clay scene Make  .Design clay rakhi  .Submit project imagination scene	Enhance creativity Understand cultural themes IN Apply learned skills independently

		4) 1st Term Project Submission			
<b>SEPTEMBER</b>	20	1) Idol Ganesha 2) 1st Term Final Grading	<ul style="list-style-type: none"> <li>● Eco-friendly idol making</li> <li>● Detailing techniques</li> </ul>	<p>Make Ganesha using natural clay</p> <p>Use basic shapes</p> <p>Dry naturally</p>	<p>Learn eco-friendly practices 🌱</p> <p>Improve detailing skills</p> <p>Develop patience</p>
<b>OCTOBER</b>	17	1) 3D Foil Sculpture & Pasting Techniques	<ul style="list-style-type: none"> <li>● Foil shaping methods</li> <li>● Structure building</li> </ul>	<p>Create 3D foil sculpture</p> <p>Use cardboard base</p> <p>Apply pasting techniques</p>	<p>Learn new sculpting material</p> <p>Develop structure-building skills</p>
<b>NOVEMBER</b>	17	1) Pot Decoration	<ul style="list-style-type: none"> <li>● Surface decoration techniques and Colour application</li> </ul>	<p>Paint pots using acrylic/poster colors</p> <p>Create decorative patterns</p>	<p>Improve painting skills</p> <p>Learn decorative art techniques</p>
<b>DECEMBER</b>	20	1) Christmas Activity  2) Paper Mache 2d relief	<ul style="list-style-type: none"> <li>● Paper mache process</li> <li>● Festive craft design</li> </ul>	<p>Make Christmas snowman</p> <p>Create 2d relief on Cardboard using paper mache</p>	<p>Learn recycling ♻️</p> <p>Understand 3D craft techniques</p>
<b>JANUARY</b>	15	Abstract Art with Mixed Media	<ul style="list-style-type: none"> <li>● Introduction to abstract art</li> <li>● Use of multiple materials</li> </ul>	<p>Create abstract artwork using colors, paper, textures</p>	<p>Encourage free expression</p> <p>Develop creativity &amp; experimentation</p>
<b>FEBRUARY</b>	20	2nd Term Submission & Grading	<ul style="list-style-type: none"> <li>● Final project preparation</li> </ul>	<p>Submit final artworks</p>	<p>Evaluate overall learning</p>
<b>MARCH</b>	20	Exam	—	<p>Final assessment</p>	<p>Measure complete understanding</p>

**ART**

	<b>NO. OF WORKING DAYS</b>	<b>TOPIC/LESSON</b>	<b>SUB-TOPIC</b>	<b>ACTIVITIES</b>	<b>LEARNING OUTCOMES</b>
<b>APRIL</b>	<b>18</b>	<b>INTRODUCTION and SCENERY</b>	<b>COLOUR, COLOUR MIXING, TREE</b>	<b>DRAW COLOUR WHEEL, MIXING, TREE DRAWING WITH MIXING</b>	<b>INCREASES KNOWLEDGE</b>
<b>MAY</b>	<b>10</b>	<b>SCENERY</b>	<b>FLOWER</b>	<b>DRAW FLOWER SCENERY</b>	<b>INCREASES DRAWING SKILL</b>
<b>JULY</b>	<b>23</b>	<b>SCENERY</b>	<b>RAIN AND RAINBOW</b>	<b>DRAW RAINY SEASON</b>	<b>INCREASES DRAWING SKILL</b>
<b>AUGUST</b>	<b>19</b>	<b>SCENERY</b>	<b>INDEPENDENCE DAY SCENERY</b>	<b>DRAW INDEPENDENCE DAY SCENERY</b>	<b>INCREASES DRAWING SKILL</b>
<b>SEPTEMBER</b>	<b>20</b>	<b>FIGURE DRAWING , GRADING</b>	<b>FAMILY SCENERY AND GRADING</b>	<b>DRAW FAMILY SCENERY AND 1ST TERM GRADING</b>	<b>INCREASES DRAWING SKILL</b>

<b>OCTOBER</b>	<b>17</b>	<b>FESTIVAL SCENERY</b>	<b>DUSSEHRA DRAWING</b>	<b>DRAW DUSSEHRA SCENERY</b>	<b>INCREASES DRAWING SKILL</b>
<b>NOVEMBER</b>	<b>17</b>	<b>FESTIVAL SCENERY</b>	<b>DIWALI SCENERY</b>	<b>DRAW DIWALI SCENERY</b>	<b>INCREASES DRAWING SKILL</b>
<b>DECEMBER</b>	<b>20</b>	<b>FESTIVAL SCENERY</b>	<b>CHRISTMAS SCENERY</b>	<b>SANTA CLAUS, CHRISTMAS TREE DRAWING</b>	<b>INCREASES DRAWING SKILL</b>
<b>JANUARY</b>	<b>15</b>	<b>WINTER SCENERY</b>	<b>SNOW MOUNTAIN SCENERY</b>	<b>DRAW MOUNTAIN SCENERY</b>	<b>INCREASES DRAWING SKILL</b>
<b>FEBRUARY</b>	<b>20</b>	<b>FOLK ART , GRADING</b>	<b>WARLI ART AND FINAL GRADING</b>	<b>DRAW WARLI ART AND FINAL GRADING</b>	<b>INCREASES DRAWING SKILL</b>
<b>MARCH</b>	<b>20</b>	<b>EXAMS</b>	<b>EXAMS</b>	<b>EXAMS</b>	<b>EXAMS</b>

**PT****CLASS 4**

<b>MONTH</b>	<b>NO. OF WORKING DAYS</b>	<b>TOPIC/LESSON</b>	<b>SUB-TOPIC</b>	<b>ACTIVITIES</b>	<b>LEARNING OUTCOMES</b>
<b>APRIL</b>	<b>18</b>	<b>INTRODUCTION TO PT</b>	<b>Importance of exercise and warm-up</b>	<b>Jogging, stretching and fun talk,</b>	<b>Importance of exercise , discipline</b>
<b>MAY</b>	<b>10</b>	<b>Yoga</b>	<b>Aum Chanting, Effect of Sound on body, Asanas &amp; Back Bending</b>	<b>Aum Chanting,Ushtrasana ,Bhujangasana , Supported bending &amp; Brahmari Pranayama</b>	<b>Mental clarity, Back bending flexibility and Strength</b>
<b>JULY</b>	<b>23</b>	<b>Mass PT</b>	<b>PT Drills</b>	<b>Free hand exercises</b>	<b>Coordination with team</b>
<b>AUGUST</b>	<b>19</b>	<b>Inter House Trials &amp; Competition</b>	<b>Outdoor Games</b>	<b>Outdoor Games</b>	<b>Team Work &amp; Sportsmanship</b>
<b>SEPTEMBER</b>	<b>20</b>	<b>Recreational Activities</b>	<b>Cone Activities</b>	<b>Cone Activities</b>	<b>Agility &amp; Coordination</b>
<b>OCTOBER</b>	<b>17</b>	<b>Outdoor Games</b>	<b>Games</b>	<b>Kho – Kho &amp; Badminton</b>	<b>Skill development and agility</b>
<b>NOVEMBER</b>	<b>17</b>	<b>Yoga</b>	<b>SuryaNamaskaras &amp; Forward Bending</b>	<b>Paschimottansana , padhastasana, janusirsasana &amp; Suryanamaskara</b>	<b>Mind relaxation , Stability , Clarity of thoughts and Strength improvement</b>
<b>DECEMBER</b>	<b>20</b>	<b>Mass PT</b>	<b>PT Drills</b>	<b>Free hand exercises</b>	<b>Coordination with team</b>

<b>JANUARY</b>	<b>15</b>	<b>Races</b>	<b>Flat races and Fun Races</b>	<b>50 m race and fun races</b>	<b>Speed and agility</b>
<b>FEBRUARY</b>	<b>20</b>	<b>Indigenous Games</b>	<b>Indigenous Games</b>	<b>Kho-Kho, One leg hopping , Dog and the bone</b>	<b>Strength , alertness and coordination</b>
<b>MARCH</b>	<b>20</b>	<b>Revision &amp; Grading</b>	<b>Revision &amp; Grading</b>	<b>Revision &amp; Grading</b>	<b>Revision &amp; Grading</b>

**DANCE**  
**CLASS 4**

<b>MONTH</b>	<b>NO. OF WORKING DAYS</b>	<b>TOPIC/ LESSON</b>	<b>SUB-TOPIC</b>	<b>ACTIVITIES</b>	<b>LEARNING OUTCOMES</b>
<b>APRIL</b>	18	Basics	Basic dance movements	Claps with beat, footwork	Cognitive learning, sense of rhythm
<b>MAY</b>	10	Kathak Initial Steps	Hand movements with beats.	Coordination between number and beats.	Coordination, teamwork, brainstorming.
<b>JULY</b>	23	Bhaav	Expressing through emotion and dance.	Storytelling through dance.	Enhanced self-control, expression of emotions.
<b>AUGUST</b>	19	Patriotic Dance	Dance on patriotic songs.	Choreography on patriotic song (group & solo).	Boosts confidence, better stage skills, personality development.
<b>SEPT</b>	20	Taal	Rhythm and beats	Fast, medium, slow speed variation of beats	Rhythmic understanding, better body control
<b>OC</b>	17	Ram Leela	Ballet of Sita and life of Ram.	Folk dance on theme-based dance number.	Spiritual learning, coordination skills.
<b>NOV</b>	17	Mudras	Ballet of Sita and life of Ram Hand gestures.	Practice of simple mudras and their expression.	Awareness of classical dance basic.
<b>DEC</b>	20	Classical Songs	Introduction to Indian classical music and musical instruments.	Simple classical choreography with basic hand movements and mudras.	Understanding of classical music, awareness of dance basics
<b>JAN</b>	15	Republic Day Dance	Patriotic group dance.	Practice and performance.	Enhanced stage confidence.
<b>FEB</b>	20	Revision & Practice	Recap of all learned topics.	Practice sessions, group rehearsals.	Improved performance, confidence, and retention.